

UNIVERSITY OF CAPE COAST

LIQUIDITY RISK, CREDIT RISK AND PERFORMANCE OF UNIVERSAL
BANKS IN GHANA

BY

JOHN BOBBIE-POKU

Dissertation submitted to the Department of Finance of the School of Business,
College of Humanities and Legal Studies, University of Cape Coast, in partial
fulfillment of the requirements for the award of Master of Business
Administration Degree in Finance.

MAY 2019

DECLARATION

Candidate's Declaration

I hereby declare that this dissertation is the result of my own original work and that it has not been presented in part or in whole for another degree in this university or elsewhere.

Candidate's Signature: Date:

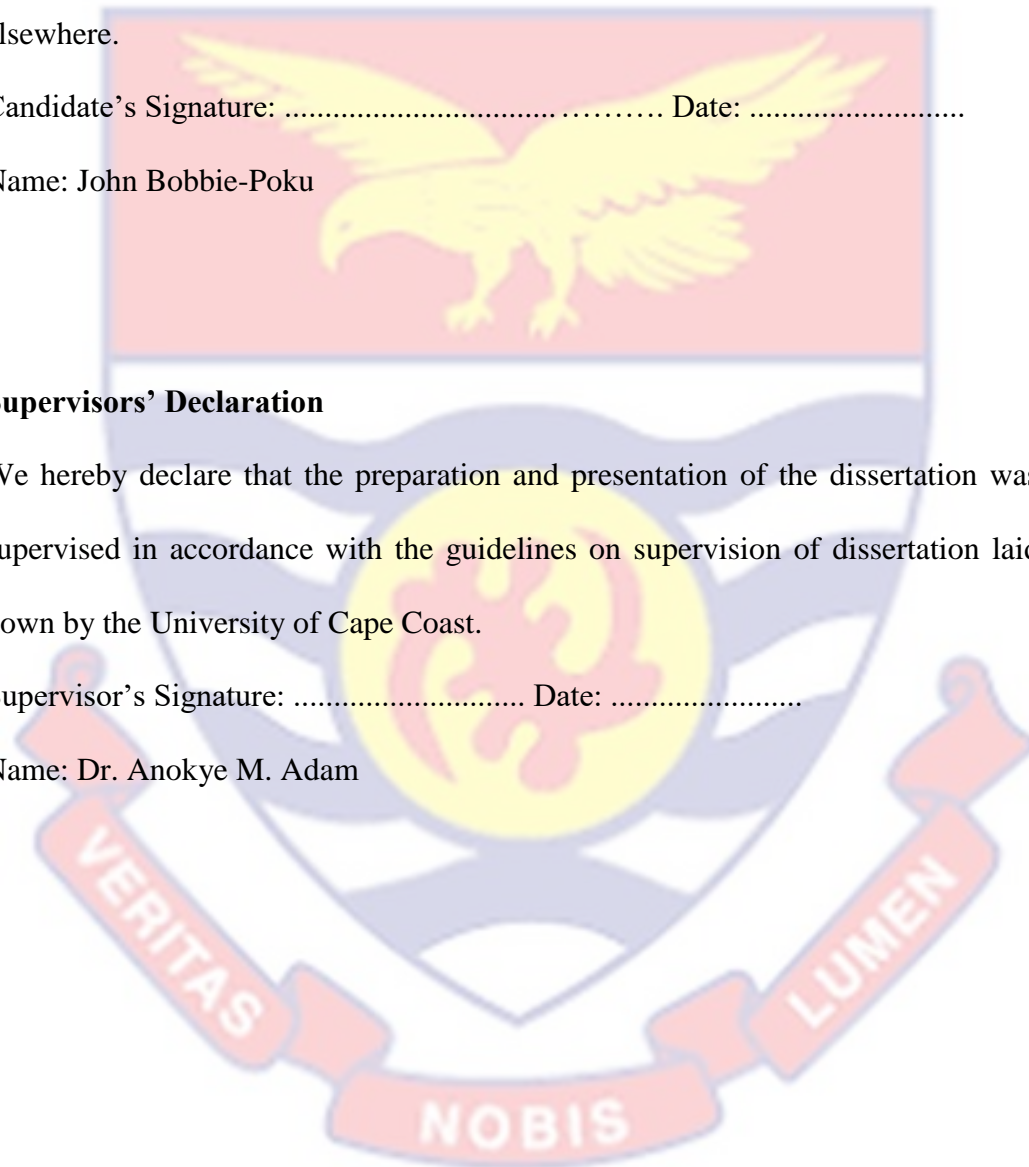
Name: John Bobbie-Poku

Supervisors' Declaration

We hereby declare that the preparation and presentation of the dissertation was supervised in accordance with the guidelines on supervision of dissertation laid down by the University of Cape Coast.

Supervisor's Signature: Date:

Name: Dr. Anokye M. Adam



ABSTRACT

Credit risk and liquidity risk management practices are very critical for efficient operations and survival of banks. This is because they have the tendency to affect the core existence of banks (profitability). However, the impact of credit risk and liquidity risk on the performance of banks is yet to be fully explored in Ghana. The recent takeover of UT bank Ltd and Capital bank Ltd by GCB bank Ltd; where issues of insolvency were cited by BoG as reason for the takeover is a proof of credit risk and liquidity risk management challenges in Ghana. This study investigated the effect of credit risk and liquidity risk on the performance of universal banks in Ghana. The study used a quantitative research approach in the analysis of the data. Annual secondary data from the financial statements of universal banks were analysed for the period 2011 to 2015. A fixed effect model was used in the analysis. The results conclusively showed that the capital adequacy ratio, cost per loan assets ratio and loan advance total deposit ratio had significant negative effect on universal banks' liquidity risk. The results also showed that liquidity risk had significant negative effect on the performance of universal banks but credit risk generally had insignificant effect on universal banks' performance. The study recommends management to be cautious in setting up a credit policy that will not negatively affects liquidity risk and liquidity of universal banks. BoG for policy purposes should regularly assess the lending attitudes of universal banks; one direct way is to assess the degree of credit crunch by isolating the impact of supply side of loan from the demand side taking into account the opinion of firms about universal banks' lending attitude.

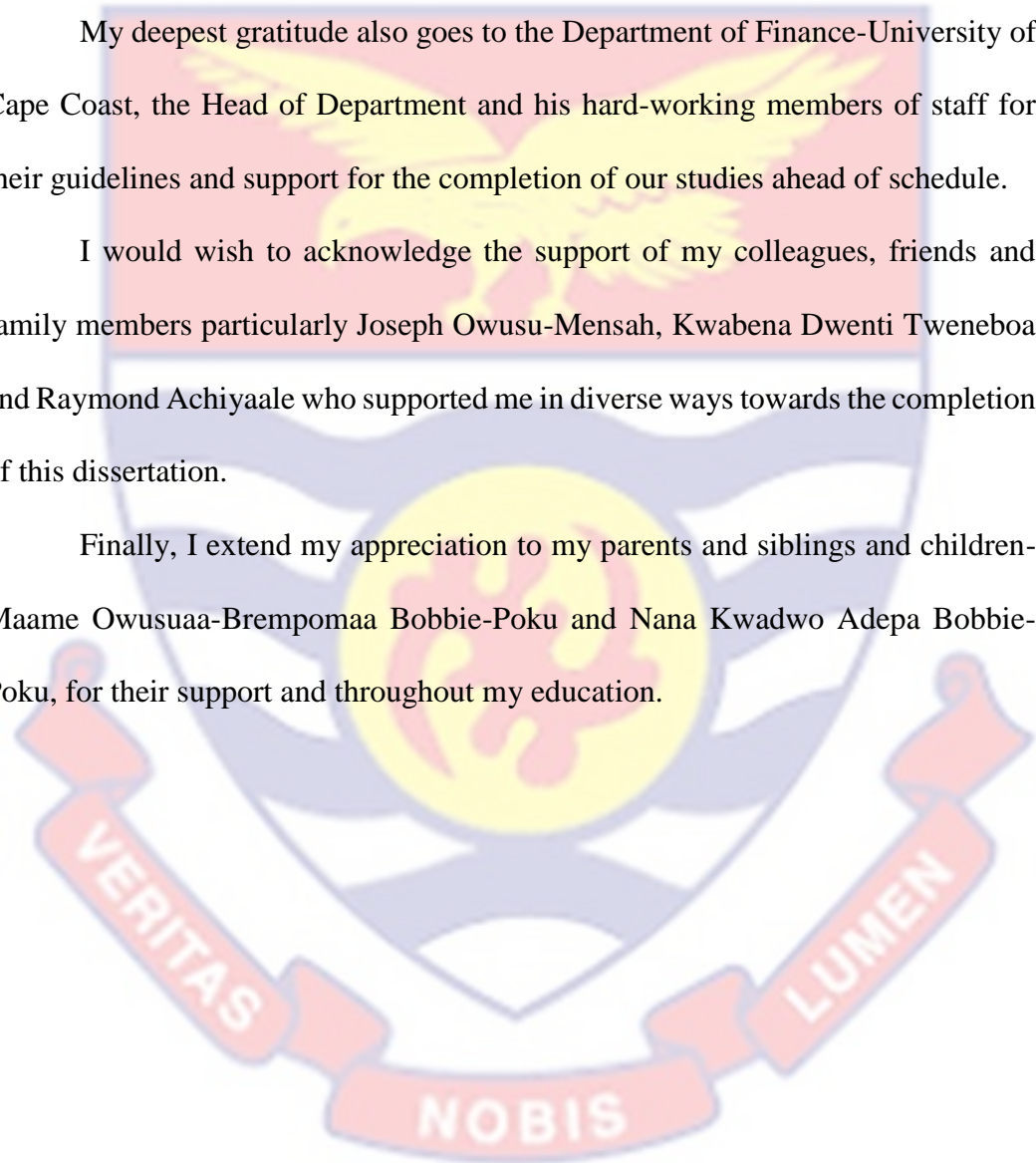
ACKNOWLEDGEMENTS

I would like to express my sincerest gratitude and appreciation to my supervisor, Dr. Anokye M. Adam for his support, encouragement and admonishment throughout this dissertation.

My deepest gratitude also goes to the Department of Finance-University of Cape Coast, the Head of Department and his hard-working members of staff for their guidelines and support for the completion of our studies ahead of schedule.

I would wish to acknowledge the support of my colleagues, friends and family members particularly Joseph Owusu-Mensah, Kwabena Dwenti Tweneboa and Raymond Achiyaale who supported me in diverse ways towards the completion of this dissertation.

Finally, I extend my appreciation to my parents and siblings and children- Maame Owusuaa-Brempomaa Bobbie-Poku and Nana Kwadwo Adepa Bobbie-Poku, for their support and throughout my education.



DEDICATION

To my wife, Mrs. Diana Bobbie-Poku




TABLE OF CONTENTS

	Page
DECLARATION	ii
ABSTRACT	iii
ACKNOWLEDGEMENTS	iv
DEDICATION	v
TABLE OF CONTENT	vi
LIST OF TABLES	ix
LIST OF FIGURES	x
LIST OF ABBREVIATIONS	xi
CHAPTER ONE: INTRODUCTION	
Background to the Study	1
Statement of Problem	6
Purpose of the Study	9
Research Objectives	9
Hypotheses of the Study	9
Significance of the Study	9
Delimitation of the Study	10
Limitations of the Study	11
Organisation of the Study	11
CHAPTER TWO: LITERATURE REVIEW	
Introduction	12
Theoretical Review of the Study	12
Empirical Review of the Study	15

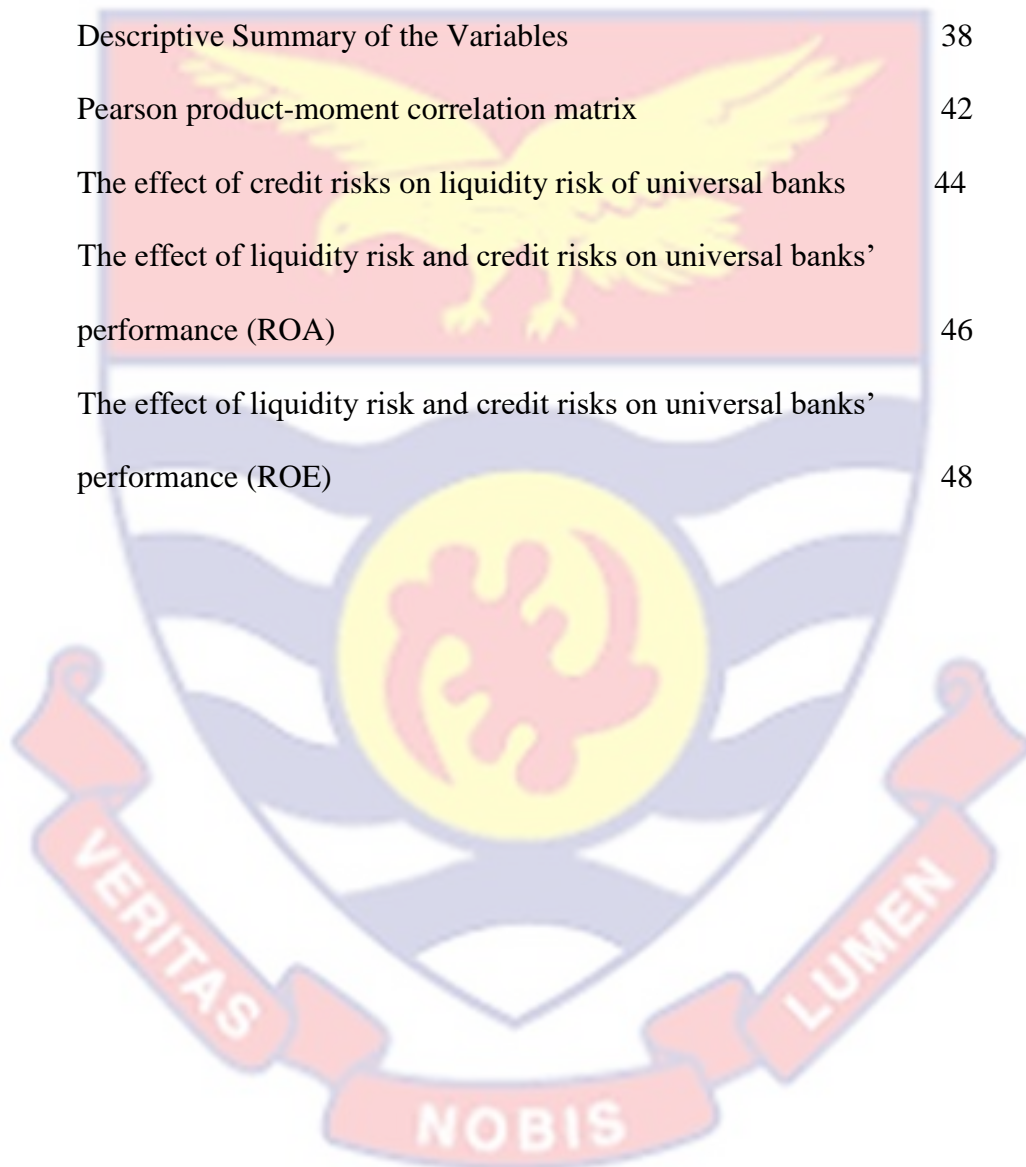
Conceptual Framework	25
Summary and Conclusion	26
CHAPTER THREE: RESEARCH METHODS	
Introduction	27
Study Setting	27
Research Approach	27
Research Design	28
Population of the study	29
Sources of Data	29
Data Collection Method	29
Analytical Approach and Methods	30
Models Specification	31
Measurement of the Variables	32
Justification for Performance Mesasures	33
Correlation	35
Data Presentation	35
Summary and Conclusion	36
CHAPTER FOUR: RESULTS AND DISCUSSION	
Introduction	37
Descriptive Analysis of Variables	37
Correlation Analysis	38
Estimation of Results	41
Discussions	50

Summary and Conclusion	53
CHAPTER FIVE: SUMMARY, CONCLUSION AND RECOMMENDATIONS	
Introduction	54
Summary	54
Conclusion	57
Recommendations	58
Direction for Future Research	59
REFERENCES	60
APPENDIX	70



LIST OF TABLES

Table		Page
1	Dependent variables and their Measurement	33
2	Independent Variables and their Measurement	35
3	Descriptive Summary of the Variables	38
4	Pearson product-moment correlation matrix	42
5	The effect of credit risks on liquidity risk of universal banks	44
6	The effect of liquidity risk and credit risks on universal banks' performance (ROA)	46
7	The effect of liquidity risk and credit risks on universal banks' performance (ROE)	48



LIST OF FIGURES

Figure	Page
1 Conceptual Framework	25



LIST OF ABBREVIATIONS

BS	Bank Size
CAR	Capital Adequacy Ratio
CLAR	Cost per Loan Asset Ratio
CR	Credit Risk
LATDR	Loans-Advance Total Deposits Ratio
LATDR	Loans-Advance Total Deposits Ratio
LR	Liquidity Risk
NIM	Net Interest Margin
OEXP	Operating Expenses
ROA	Return on Asset
ROE	Return on Equity



CHAPTER ONE

INTRODUCTION

This chapter provides the foundation of the entire study. It sets in clear terms the background to the study by providing an insight into the concepts of credit risk, liquidity risk and bank performance (profitability). The chapter further provided an explanation to the statement of the problem and goes on to specify the general purpose of the study as well as the specific objectives to be achieved at the end of the study. Research hypotheses to be tested were also developed in this chapter. The significance of the study, delimitations, limitations as well as the organization of the study have also been espoused in the chapter.

Background to the Study

Financial systems all over the world play a crucial role in economic growth and development; they are said to be the life blood of economies. The banking sector constitutes a larger portion of the world's leading companies and play a critical role in the economy of every country. According to Halling and Hayden (2006) banks play a major role in the financial intermediation process of every economy. The efficiency and effectiveness in roles executed by banks are essential requirements towards ensuring economic stability and growth. Banks, in the execution of their mandate, are engaged in a lot of valuable economic activities. The survival and profitability of these banks heavily depend on the efficiency and the effectiveness with which banks are able to carry out these economic activities. Paramount among these economic activities carried out by banks is the promotion of the financial intermediation role; channeling funds from surplus spending units to deficit spending units among economic agents. This transformational process

normally occurs on the balance sheet of banks. The assets side of the balance sheet, ensures the free flow of funds by lending to deficit spending units whereas the liabilities side provide liquidity to savers of funds. In addition, banks also facilitate trade through the provision of payment and settlement systems and enhancing the provision of investment capital.

Jenkinson (2008), asserted that the varied number of economic activities provided by banks expose them to a large number of risks. These risks when not properly managed, could threaten the profitability and survival of banks. Some of these risks include liquidity risk, credit risk, foreign exchange risk, market risk, interest rate risk among others. Amidst all these risks that banks are exposed to, it is the responsibility of management to ensure the profitability and survival of banks. This calls for a proper management system in place in order to eliminate if not minimize the effects of these risks. According to Mishkin and Eakins (2009), managers of banks have the prerogative to make sure that banks have adequate ready cash to pay their depositors when there are deposit outflows or run into cash trap. That is when deposits are lost because depositors make withdrawals and demand payment. According to Bonfim and Kim (2012), the execution of the core mandate of banks with respect to financial intermediation gives rise to an intrinsic risk that lies very deep in their daily operations and poses threats to them on daily basis.

Out of the many risks that banks are exposed to, liquidity risk and credit risk pose a lot of threats and with much implications on the performance of banks (Kithinji, 2010). The Basel Committee on Banking Supervision (2016) assessed the

liquidity of a bank to be the ability of the bank to finance its increases in assets and meet current obligations as and when they fall due, without incurring unacceptable losses. However, banks are said to be facing liquidity problems when they find it difficult settling their maturing debts as and when they fall due. The Basel Committee on Banking Supervision (2016) indicated that the susceptibility of banks to liquidity risk arise when banks play the fundamental role of maturity transformation of short-term deposits into long-term loans, both of an institution-specific nature and that which affects markets as a whole. Lion and Dragos (2006) defined liquidity risk of banks as the expression of the possibility of losing the capacity of financing their transactions, or the probability that banks cannot honour their daily obligations to their clients which include the withdrawal of deposits, maturity of other debt, and cover additional funding requirements for the loan portfolio and investment. Effective liquidity risk management ensures a banks' ability to meet cash flow obligations which are uncertain as they are affected by external events and other agents' behavior (Siaw, 2013). Crowe (2009), indicated that even a bank with good asset quality, strong earnings and sufficient capital may still fail if management does not maintain adequate liquidity management practices. This is because inadequate liquidity can be a source of bank failure and therefore to avoid insolvency, holding an optimal value of liquid assets with easy transformation into cash becomes very crucial.

In the normal scheme of banks' operations, aside the grievous effects that banks are exposed to in the midst of liquidity problems (Liquidity risk), credit risk is one of the major risks that normally confront the smooth operations of banks. It

is often argued that, credit risk of banks has enormous effects on the liquidity and performance of banks. Credit risk is the possibility that a bank borrower or counterparty will fail to honour or meet their obligations in accordance with specific agreed terms. Chijoriga (1997) indicated that credit risk is the most expensive risk bedeviling the operations of financial institutions. It has much significant effect compared to other risk as it directly threatens the solvency of financial institutions. The degree and level of losses caused by credit risk in banks' operations as compared to other forms of risks is very severe to cause high scale of loan losses and even bank failure (Ogilo, 2012). According to Basel (1999), While financial institutions have encountered difficulties over the years for a number of reasons, the main cause of serious banking problems is directly related to lax credit standards for borrowers and counterparties, poor portfolio risk management, or a lack of attention to change in economic or other circumstances that can lead to a deterioration in the credit standing of a bank's counterparties.

Loans are the major source of credit risk to banking institutions. However, other sources of credit risk exist during the course of banks' operational activities. Banks are increasingly being exposed to credit risk in various financial instruments other than loan advancements, including acceptances, interbank transactions, trade financing, foreign exchange transactions, financial futures, swaps, bonds, equities, options, and in the extension of commitments and guarantees, and the settlement of transactions (Ogilo, 2012). However, the objective of credit risk management is to eliminate if not minimize a bank's risk adjusted rate of return by maintaining credit risk exposure within acceptable ranges. In the management of credit risk, Sinkey

(1992), indicated that such should be done within the entire portfolio as well as the risk in individual credits as transactions. This will help avoid the negative ramifications associated with credit risk in bank operations.

Liquidity and Credit risk management should be at the core of banks operations for the maintenance of financial sustainability and expanding the scope of banks' clients. However, amidst these facts, there has been an increased number of significant bank problems in both, developed as well as developing economies (Brownbridge & Harvey, 1998; Basel, 2004). Bank problems, commonly failures and financial distress have affected a lot of banks, many of which have been closed down by banking regulatory authorities (Brownbridge & Harvey, 1998). A current case at hand is the recent takeover of UT bank Ltd and Capital bank Ltd by GCB bank limited in Ghana. Among other factors, weakness in liquidity and credit risk management have all along been cited as the main cause for bank problems (Richard et al., 2008; Chijoriga, 1997). Exposure to liquidity risk and credit risk continue to be the principal source of problems in banks world-wide, (including Ghanaian Banks). However, in the Ghanaian financial environment, especially the banking sector, less attention has been paid to the subject matter. Evidence of this can be drawn from the recent statement issued by the Bank of Ghana (BoG) regarding the takeover of UT bank Ltd and Capital bank Ltd. In the said statement, the BoG cited among other things reasons of deeply insolvency as a cause of the takeover. This in sum, could be attributed to liquidity and credit issues. The problem however should not be seen to be a case for only UT bank Ltd and Capital bank Ltd. In fact, the issue cuts across the entire banking sector. This is the thrust

for the present study. The study sought to assess the impact of liquidity risk and credit risk on the performance of universal banks in Ghana.

Statement of the Problem

Given the rapid development of the financial sector in Ghana, banks are exposed to intense competition. Performance management standard have as a result of the intense competition become insufficient to meet the needs of strategic developments in financial institutions (Derbali, 2011). Coupled with the declining of the industry profit in an increasingly complex banking sector, management in the industry must know and understand the nature of risks that have the potential to influence and impact on the performance (profitability) of the banks. This is very necessary considering the fact that banks play a crucial role in the development of the economy. Risk management is considered a major yard stick for determining failure or success of financial institutions (Banks). However, it has not been given much attention in Ghana and in most developing countries. Fundamentally, financial institutions' core business involves the taking of risks under conditions of uncertainty. The financial sector of Ghana is expanding greatly with additional banks springing up every day, this coupled with world financial crises and financial instability make it imperative to determine the risk levels of banks in Ghana and in addition examines the effects it has on their performance.

Within the scope of risk factors that affect the performance of banks in Ghana, limited number of studies have been conducted. Amidst the limited number of studies that have been conducted, most of these studies in Ghana concentrated on liquidity risk and credit risk management in rural banks and mostly use primary

data. However, rural banks operate under different settings and regulations as compare to universal banks in Ghana, with different market target altogether. There is therefore, the need to examine whether investment in liquidity risk and credit risk management is viable to universal banks in Ghana. For example, Afriyie and Akotey (2013), indicated in a study of the Ghanaian rural banking industry that, the level of loan delinquencies or impaired loans in an RCB's loan portfolio is usually considered the best leading indicator of the institution's financial performance. Also, Nair and Fissaha (2010) revealed that the percentage of default loan in the portfolios of sampled banks for more than one month was 16 percent. This is too high and unacceptable given the global average of 3 percent for the worldwide micro-banking industry.

These raise a question of whether these findings of Afriyie and Akotey (2013) and Nair and Fissaha (2010) could be true for all universal banks in Ghana, and the implications of such findings (loans default- credit risk) on the performance of banks. Also, a few of the limited number of studies concentrated on listed banks on the Ghana stock exchange. For instance, Djan, Stephen, Bawuah, Halidu Kuutol (2015) investigated credit risk management and its impact on financial performance of listed banks in Ghana, the results indicated that credit risk had a negative effect on the performance of listed banks in Ghana. Also, Boahene, Dasah and Agyei (2012) examined credit risk and profitability of selected Banks in Ghana, where in all six banks were considered. Their findings indicated that credit risk had a positive relationship with the performance of the considered banks. That is to say banks enjoyed high performance level in spite of the high credit risk they were exposed

to. These findings of Boahene et al (2012) are contrary to that of Djan et al (2015). However, in both studies, only a few of banks in Ghana were considered.

Also, Landskroner and Paroush (2008) indicated that there have been far-reaching academic and regulatory discussions on major banking risks including credit risk, market risk and operations risk. However, little attention has been paid to liquidity risk which has become one of the major risks faced by banks and other financial institutions. Shen, Chen, Koa and Yeh, (2009) indicated that under normal circumstances, banks seldom battle with liquidity crisis, but lately much attention has been drawn to it by researchers, regulators and financial institutions after the various economic and banking crisis across the globe confirming the fact that liquidity risk has not been sufficiently covered by the prevailing risk management practices (Crowe, 2009). This was equally confirmed in the Ghanaian literature given the scanty number of studies that have tried to examine the issues in perspective. The study therefore equally sought to examine the rarely considered; liquidity risk and banks performance in Ghana.

Furthermore, the recent developments in the Ghanaian banking sector is a source of worry and a threat to financial sector stability. The sudden takeover of UT bank Ltd and Capital bank Ltd by GCB bank Ltd has the tendency to lower confidence of the general public and business community in the banking sector, which is likely to cause economic inefficiencies. This will impede the financial intermediation role which ought to have been played by banks. In the wake of the sudden takeover, a statement released by the Bank of Ghana indicated among other things issues of deeply insolvency as the reason for the takeover. This reason calls

for a critical examination of liquidity issues of Ghanaian banks and its effect on the banks' performance and survival. Consequently, the motivation for this study is to fill in the gaps identified by examining liquidity risk, credit risk and performance of universal banks in Ghana.

Purpose of the Study

The main objective of this study is to examine the impact of liquidity risk and credit risk on the performance of universal banks in Ghana.

Research Objectives

Specifically, the study seeks to achieve the following;

1. Assess the effect of credit risk on liquidity risk of universal banks in Ghana.
2. Examine the effect of credit risk on performance of universal banks in Ghana.
3. Assess the effect of liquidity risk on performance of universal banks in Ghana.

Hypotheses

The following hypotheses were formulated to achieve the objectives stated above. Hypotheses 1 and 2 relate to the first and second objectives while hypothesis 3 relates to the third objective.

H1. Credit risk has significant effect on liquidity risk of universal banks in Ghana.

H2. Credit risk has significant effect on performance of universal banks in Ghana.

H3. Liquidity risk has significant effect on the performance of universal banks in Ghana.

Significance of the Study

Bank performance and survival will continue to be a central point in the framework of financial markets development. To date, there have not been doubts

on the contributions of banks to the growth and development of economies. However, there are a countless number of factors that militate against the performance of banks. For this reason, it become pretty much difficult to exhaust studies on factors that affect the performance (profitability) of banks.

However, the findings of the study will be significant for a number of reasons;

Firstly, the study will have great importance to the government, Bank of Ghana and other regulatory bodies. It will help the regulators to understand the scope and impact to financial risks (liquidity risk and credit risk) and how to strengthen the systems in the financial sector in terms of policies and regulations in order to determine the adequacy of the risk management practices provided for by the regulators themselves.

Secondly, the study is also of great benefit to oversight boards, management and investors of financial institutions in Ghana. The managers in all universal banks will clearly understand more on the impact of financial risk (liquidity risk and credit risk) on the financial performance of universal banks in Ghana. They will have the advantage of adopting the recommendations made on the study and engage the relevant stakeholders to determine whether to mitigate financial risk in a bid to maximize returns. These research findings will further advance the course of addressing the existing knowledge gap in literature of financial risk affecting financial performance of banks in Ghana.

Delimitation of the Study

In the assessment of financial risks that affect the performance of universal banks, a number of financial risks arrears could be observed. All of these forms of

financial risks could have serious implications on banks performance. This study, however, does not focus on all of the different forms of financial risks but put much emphases on liquidity risks and credit risk on the performance of universal banks in Ghana.

Limitations of the Study

The results of the study largely depend on secondary information analyses. For this reason, the study results are subjected to the limitations of the banks' financial statements as reported to the general public and the business community which were under custody of the Bank of Ghana Supervision Department. The data available was only for the period year 2011 to 2014. The study had limitation of not having access to all data as targeted and hence 25 out of the 30 universal banks were considered.

Organization of the Study

The study is organized into five chapters. Chapter one dealt with the introduction to the study. It described the background to the study and outlined the relevance and limitations of the study as well as delineated the areas of interest to which the study relates. Chapter Two presents a review of related literature on liquidity risk, credit risk and banks performance. The methodology that was used to conduct the study is described in chapter Three. Chapter Four discusses the findings from the study while the summary, conclusions and recommendations are presented in Chapter Five.

CHAPTER TWO

LITERATURE REVIEW

Introduction

This chapter presents a critical review of literature and the theoretical basis for the study, as well as issues advanced in prior empirical studies. The review is aimed at providing the intellectual context for the study, acknowledging and examining prior knowledge on the topic and appreciating modes of presentation and discussions on research findings. The chapter begins with a theoretical review underlying liquidity risk, credit risk and performance of banks. This is followed by an empirical review of liquidity risk and bank performance as well as credit risk and bank performance which are captured in prior empirical studies.

Theoretical Review of the Study

A theory is a group of coherent and tested general propositions, usually regarded as accurate, that can be adopted as principles in offering explanations and making predictions with regard to a phenomenon (Kombo & Tromp, 2009). This section of the study provides a theoretical underpinning for the study. The section relates theory to empirical studies and also provides a link of the theory with liquidity risk, credit risk and bank performance. The study anchored the variables of interest on two main theories, namely: (i) Finance distress theory which is linked with the credit and liquidity risks and (ii) Shiftability Theory is linked with liquidity risks.

Finance Distress Theory

The theory of financial distress has its roots from the liquidity and credit risks facing a firm. The theory is of the view that the level of financial distress that a firm is exposed to emanates from its liquidity and credit risks ratings. The theory offers a non-biased perceptiveness on the relationship between credit risk and financial performance variables. By indicating that the effects of financial distress occur prior default risk, the theory provides a neutral platform to undertake an incisive empirical analysis of this relationship within the universal banks.

Baldwin and Scott (1983) postulated that when a firm's business deteriorates to the level where it cannot meet its financial obligation, the firm is deemed to have entered the state of financial distress. This means that the first indicators of a financially distressed firms are the violations of debt payments and failure or sharp reduction of dividends payouts. The obvious way in identifying firms in financially distressed state is their inability to meet contractual or debt obligations. However, substantial financial distress effects are incurred well prior to default. Wruck (1990) stated that firms enter into financial distress as a result of economic distress, declines in their performance and poor management especially on risks. Boritz (1991) depicts a process of a financial distress that begins with an incubation period characterized by a set of bad economic conditions and poor management which commits costly mistakes. In the case of commercial banks, in ability to provide cash to depositors and loans to borrowers as and when the demand may constitute a liquidity crisis. Other creditors also need to be taken into account when firms are putting in place risk management measures. Credit risks in banks

also need to be addressed since it may lead to financial distress. Loan portfolio management is an important determinant of the firm's liquidity. The banks should manage the credit and liquidity risk in order to avoid financial distress.

Shiftability Theory of Liquidity

This theory was propounded by Harold G. Moulton, in the year 1915. The shiftability theory is of the view that banks could most effectively guard themselves against massive deposit withdrawals by holding, as a form of liquidity reserve, credit instruments for which there existed a ready secondary market. The theory is based on the proposition that banks' liquidity can be maintained if it holds assets that could easily be transformed to cash. Also, these assets should be such that they can be shifted to the Central Bank for cash without material loss in case of necessity than relying on maturities to solve their liquidity problems (Ngwu, 2006). This theory postulates that a bank's liquidity is preserved if it holds assets that could be transformed or sold to other lenders or investors for cash. The point of view of the theory is that a bank's liquidity could be enhanced provided it always has assets to sell and provided the Central Bank and the discount market stands ready to purchase the asset offered for discount. Thus this theory recognizes and contends that shiftability, marketability or transferability of a bank's assets is a basis for ensuring liquidity.

The liquidity shiftability theory provides for explicit understanding of how the liquidity risk affects the financial performance using liquidity coverage and net stable funding ratios as stated by new Basel III framework. The analysis of this

study provides the information as to whether liquidity maintained by the commercial banks affect the performance of banks.

Financial Distress Theory, Liquidity Shiftability Theory, Liquidity Risk, Credit Risk and Performance of Banks

The financial distress theory tries to provide justifications and conditions that promote the occurrence of financial distress in firms' operational lives. The theory postulates that liquidity risk and credit risk management processes are among the major causes of financial distress in organizational life. The theory also postulates that financial distress firms are mostly faced with performance problems. That is to say, a firm that is bedeviled with financial distress is most likely not to put up good performance. It is therefore imperative that in the promotion of firms' performance, proper measures are put in place in other to avoid financial distress and this will include liquidity risk and credit risk management processes. The liquidity shiftability theory provides for explicit understanding of how the liquidity risk affects the financial performance. The theory postulates that an inefficient liquidity management systems demonstrated by an organization will lead to liquidity problems (liquidity risk) and affect financial performance.

Empirical Review of the Study

The section examined prior empirical studies on liquidity risk, credit risk and bank performance. The review made some propositions and deductions from literature. The review also made manifest the gaps in knowledge on the subject matter and attempted to address such gaps in knowledge.

The Relationship Between Liquidity Risk and Credit Risk

There is a plethora of empirical studies that tried to examine the relationship between liquidity risk and credit risk variables. Majority of the said studies have been conducted in advanced economies. This section of the studies examines the literature on the relationship between liquidity risk and credit risk.

Liquidity is key in bank operations. Dermine (1986), indicated that liquidity risk is mostly seen as a profit-lowering cost. It has been widely acknowledged that loans default augments liquidity risk, this is because it has the potential of lowering cash inflow. In the thinking of most finance and economic theories, such as the theory of financial intermediation (Bryant, 1980; Diamond & Dybvig, 1983) as well as the industrial organization approach to banking, which was examined in the Monti-Klein model of banking organizations (Prisman, Slovin, & Sushka, 1986), there is a relationship between liquidity and credit risk.

According to Samartin (2003), these should be a positive relationship between liquidity risk and credit risk. This same proposition was espoused by Iyer and Puri (2012), where an indication of a positive relationship between liquidity risk and credit risk was established. Diamond and Rajan (2005) equally showed that there is a positive relationship between liquidity and credit risks. They made the clarification that if too many economic projects are financed with loans to the extent that banks cannot meet the demand of the depositors. Thus, these depositors will claim back their money if these assets deteriorate in value. This implies that liquidity and credit risks increase simultaneously.

In the natural scheme of bank operations, there comes a time where banks make use of all loans and thus reduce the overall liquidity. The resultant of this is that, higher credit risk experienced by banks will cause higher liquidity risk by depositors' demand. Financial institutions raise debts that must be constantly renewed and advanced in financing assets, as more debts in the banking system provide a higher -bank-run risk (Acharya & Viswanathan, 2011). In such reasoning, Nikomara, Taghavi, and Diman (2013) studied the relationship between credit and liquidity risks for Iranian banks. The study made use of all the private and government banks over the period 2005 to 2012. Nikomara et al. (2013) conclude that there is a positive and significant relationship between credit and liquidity risks.

On their part, Ejoh, Okpa, and Inyang (2014) investigated the relationship and the effects of credit and liquidity risks on the default probability of Nigerian banks. The study made use of the First Bank of Nigeria Plc and adopted an experimental research design where questionnaires were issued out to a sample of eighty respondents. Ejoh et al. (2014) found that there is a positive relationship between liquidity risk and credit risk. Imbierowicz and Rauch (2014) equally tested the relationship between liquidity risk and credit risk in the US banks. Their study included a sample of all commercial banks in the United States for the period 1998 to 2010. Their results showed a positive relationship between liquidity risk and credit risk, but there was no reciprocal relationship between both risks.

In a similar vein, Louati, Abida, and Boujelbene (2015) investigated and compare the behavior of Islamic and conventional banks in relation to the ratio of the capital adequacy. The study examined data from 12 MENA and South East

Asian countries for the period 2005 to 2012. Louayti et al. (2015) observed that there is a significant negative relationship between liquidity ratio and credit risk of conventional banks.

The empirical review conducted above indicate that there is a positive relationship between liquidity risk and credit risk. This means that a bank with credit risk is most likely to have liquidity challenges.

The Relationship Between Credit Risk and Bank Performance

In commercial banking lending processes, commercial banks play a dominant role (Allen & Gale, 2004). According to Gande (2008), in many jurisdictions, commercial banks regularly perform investment banking activities by providing new debt to their customers. This is mostly referred to as the credit creation process. The credit creation process works efficiently when funds are transferred from ultimate savers to borrowers (Bernanke, 1993). The creation of credit by commercial banks often expose them to credit risk. Credit risk is the biggest risk faced by banks and financial intermediaries (Gray, Cassidy, & RBA., 1997). The indicators of credit risk include the level of bad loans (Non- performing loans), problem loans or provision for loan losses (Jimenez & Saurina, 2006). Credit risk is the risk that a loan which has been granted by a bank, will not be either partially repaid on time or fully (Campbell, 2007), and where there is a risk of customer or counterparty default (Gray, et al., 1997). In the view of Basel Committee of Banking Supervision BCBS (2001) and Gostineau (1992), credit risk is the possibility of losing the outstanding loan partially or totally, due to credit events (default risk). Credit events generally include events such as bankruptcy,

failure to pay a due obligation, repudiation/moratorium or credit rating change and restructure.

According to Robert and Gary (1994), the most obvious characteristic of failed banks is not poor operating efficiency, but the increased volume of non-performing loans. Non-performing bank loans in failed banks have been associated with regional macroeconomic problems. DeYoung and Whalen (1994) indicated that the US Office of the Comptroller of the Currency observed that the difference between the failed banks and those that remained healthy or recovered from problems was the quality of management. Superior managers not only operate their banks in a cost efficient manner, and thus generate large amounts of profits relative to their peers, but also execute better loan underwriting and monitoring standards than their peers which ensure to better credit quality.

The study considered parameters such as default rate, cost per loan assets and capital adequacy ratio. Nine banks listed on the Ghana Stock Exchange (GSE) were considered out of the sample banks for a 10-year period (2005-2014). Comparing performance ratio to default rate, capital adequacy ratio and cost per loan assets which was presented in descriptive, correlation and regression was used to analyze the data. The study revealed that all these parameters have an inverse impact on banks' performance; however, the default rate is the most predictor of bank financial performance.

Kargi (2011) investigated the impact of credit risk on the profitability of banks in Nigeria. The study collected financial ratios as measures of bank performance and credit risk from the annual reports and accounts of sampled banks

from 2004-2008. The analysis was done using descriptive, correlation and regression techniques. The findings indicated that credit risk management has a significant impact on the profitability of Nigerian banks. Kargi (2011) therefore concluded that banks' profitability is inversely influenced by the levels of loans and advances, non-performing loans and deposits thereby exposing them to great risk of illiquidity and distress. A similar study was also conducted by Epure and Lafuente (2012), where in bank performance in the presence of risk for Costa-Rican banking industry were subjected to scrutiny over the period 1998-2007. The results revealed that performance improvements are associated with regulatory changes and that risk is a major fact responsible for differences in banks and that non-performing loans negatively affect efficiency and return on assets. Capital adequacy ratio was also observed to have a positive impact on the net interest margin (performance of banks).

Also, Kithinji (2010) examined the effect of credit risk management on the performance of commercial banks in Kenya. The study collected data on the amount of credit, the level of non-performing loans and profits for the period 2004 to 2008. The findings of Kithinji (2010) revealed that profits of commercial banks are not influenced by the amount of credit and non-performing loans. This therefore suggested that other variables other than credit and non-performing loans impact on banks' profitability. Chen and Pan (2012) equally examined the credit risk efficiency and performance of 34 Taiwanese commercial banks over the period 2005-2008. Chen and Pan (2012) used financial ratio to assess the credit risk and the analysis was done using Data Envelopment Analysis (DEA). The study

examined the following as credit risk parameters; credit risk technical efficiency (CR-TE), credit risk allocative efficiency (CR-AE), and credit risk cost efficiency (CR-CE). The results revealed that only one bank is efficient in all types of efficiencies over the evaluated periods. Overall, the DEA results show relatively low average efficiency levels in CR-TE, CR-AE and CR-CE in 2008. This they concluded that affected the performance of banks over the period.

Felix and Claudine (2008) examined the relationship between bank performance and credit risk management. The findings revealed that return on equity (ROE) and return on assets (ROA) both measuring profitability were inversely related to the credit risk of banks, leading to a decline in profitability. Al-Khouri (2011) investigated the impact of bank's specific risk characteristics, and the overall banking environment on the performance of 43 commercial banks operating in 6 of the Gulf Cooperation Council (GCC) countries over the period 1998-2008. Examining the fixed effect regression analysis, the results showed that credit risk, liquidity risk and capital risk are the major factors that affect bank performance when profitability is measured by return on assets.

In a similar fashion, Ben-Naceur and Omran (2008) examined the influence of bank regulations, concentration, financial and institutional development on commercial banks' margin and profitability in Middle East and North Africa (MENA) countries from 1989-2005. Ben-Naceur and Omran (2008) found that bank capitalization and credit risk have positive and significant impact on banks' net interest margin, cost efficiency and profitability. Also, Ahmed, Takeda and Shawn (1998) in their study found that loan loss provision has a significant positive

influence on non-performing loans. Therefore, an increase in loan loss provision indicates an increase in credit risk and deterioration in the quality of loans consequently affecting bank performance adversely.

The Relationship Between Liquidity Risk and Bank Performance

Liquidity risk can be measured by considering a bank's liquidity gap. Various liquidity risk measures have for some time in the past focused on the use of liquidity ratios and have thus achieved varied results in relation to bank performance. The most widely used measures of liquidity risk are the ratio of liquid assets to total assets, the ratio of loans to total assets, the ratio of liquid assets to total deposits, the ratio of liquid assets to customer and short term funding, the ratio of net loans to customer and short term funding among others.

In most studies, the ratio of liquid assets to total assets is used to measure the liquidity risk of banks. This is because, the ratio normally gives much information about the general liquidity shock absorption ability of a bank. As a universal rule, the higher the ratio, the higher the capacity of a bank to soak up a probable liquidity shock, given that market liquidity is the same for all banks in the sample. This notwithstanding, a higher value of the ratio could also be interpreted as a sign of inefficiency, since keeping much liquid assets on the balance sheet results in lower net interest margins hence the need to optimize liquidity and profitability and thus reduce opportunity cost of the bank. Various studies have used this ratio to determine the relationship between liquidity risk and bank performance, for instance, Molyneux and Thornton (1992) and Barth et al. (2003) both of whom established a negative relationship between this liquidity ratio and

return on assets (ROA). However, in a similar study Bourke (1989) established a positive relationship between the bank liquidity risk and performance. Demirguc-Kunt and Huizinga (1999) therefore concluded that banks that held a high fraction of liquid assets had lower net interest margins and this is consistent with banks receiving lower returns on holding cash or securities but facing competitive market for deposits.

Another commonly used liquidity risk ratio is the ratio of liquid assets to deposits. This liquidity ratio is more centered on the bank's sensitivity to selected types of funding. The ratio thus captures the bank's vulnerability to liquidity risk in relation to its funding sources. The bank is able to meet its obligations in terms of funding if the volume of liquid assets is high enough to cater for the deposits and this can be signified by a ratio of more than one. Ratios lower than this value signal a bank's vulnerability to liquidity risk with respect to the withdrawal of deposits. Studies that used this ratio as a measure of bank performance have observed mixed findings. Shen, Chen Koa and Yeh, (2009) investigated the effect of liquidity risk on the performance of banks. The findings established that banks with higher fractions of liquid assets had lower net interest margins and thus profitability. However, Kosmidou et al. (2005) found that the ratio of liquid assets to total deposits had a positive effect on the return on assets (ROA) but a negative effect on net interest margins.

In furtherance of gaining much and a better understanding of the subject matter, other studies also relied on the ratio of loans to total assets to assess the correlation between liquidity risk and bank performance. This liquidity ratio

measures the proportion of total assets made up of net loans, thus a relative measure of illiquidity of a bank's total assets. This means that the higher this ratio, the less liquid the bank is and the higher the vulnerability to bank liquidity risk. Demirguc-Kunt and Huizinga (1999) in examining the impact of liquidity risk on bank performance used this ratio where it was established that there exists a negative relationship between liquidity risk and return on assets (ROA) but a positive relationship with net interest margins (NIM). However, Athanasoglou et al. (2006) made the conclusion that ratio had no effect on either return on assets (ROA) or return on equity (ROE).

The ratio of net loans to customer (deposits) and short term funding has also been used significantly as a measure of liquidity risk. Kosmidou (2008) indicated that the ratio of net loans to customer and short term funding is negatively related to return on assets (ROA). However, Naceur and Kandil (2009) established that the ratio of net loans to customer and short term funding was positively and significantly related to net interest margin (NIM) of domestic banks, indicating a negative relationship between net interest margins (NIM) and the level of liquid assets held by the bank. Nonetheless, they found out that bank's liquidity risk does not have any significant effect on return on assets or return on equity.

Conceptual Framework of Liquidity Risk, Credit Risk and Bank Performance

The conceptual framework presented in this study was constructed after a careful review of major theories relating liquidity risk, credit risk and bank performance as well as underlying concepts and prior empirical studies. The review revealed that the effects of liquidity risk and credit risk on bank performance are

inconclusive; thus, present a technical difficulty in affirming the exact relationship. However, based on the theoretical review conducted in the study, the relationship as demonstrated in the conceptual framework was established.

Conceptual Framework

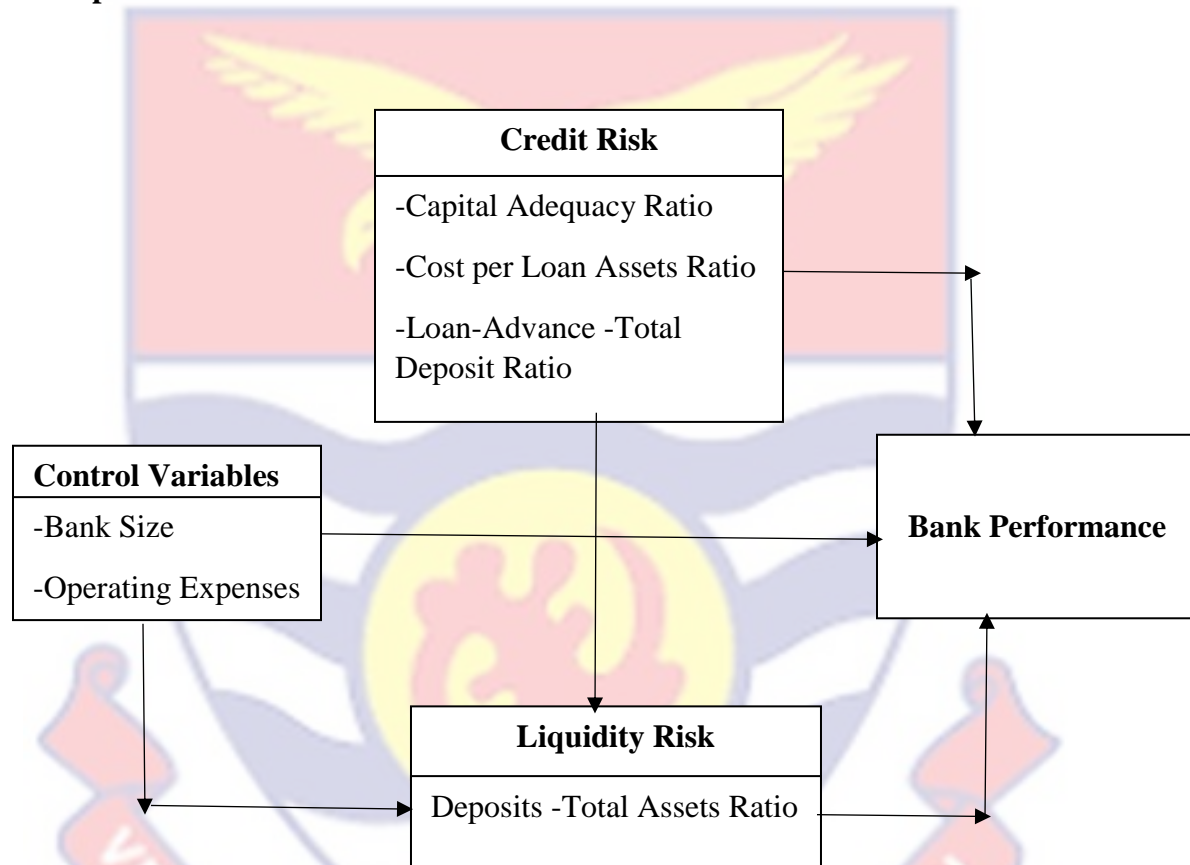


Figure 1: Conceptual Framework on Liquidity Risk, Credit Risk and Performance of Universal Banks in Ghana

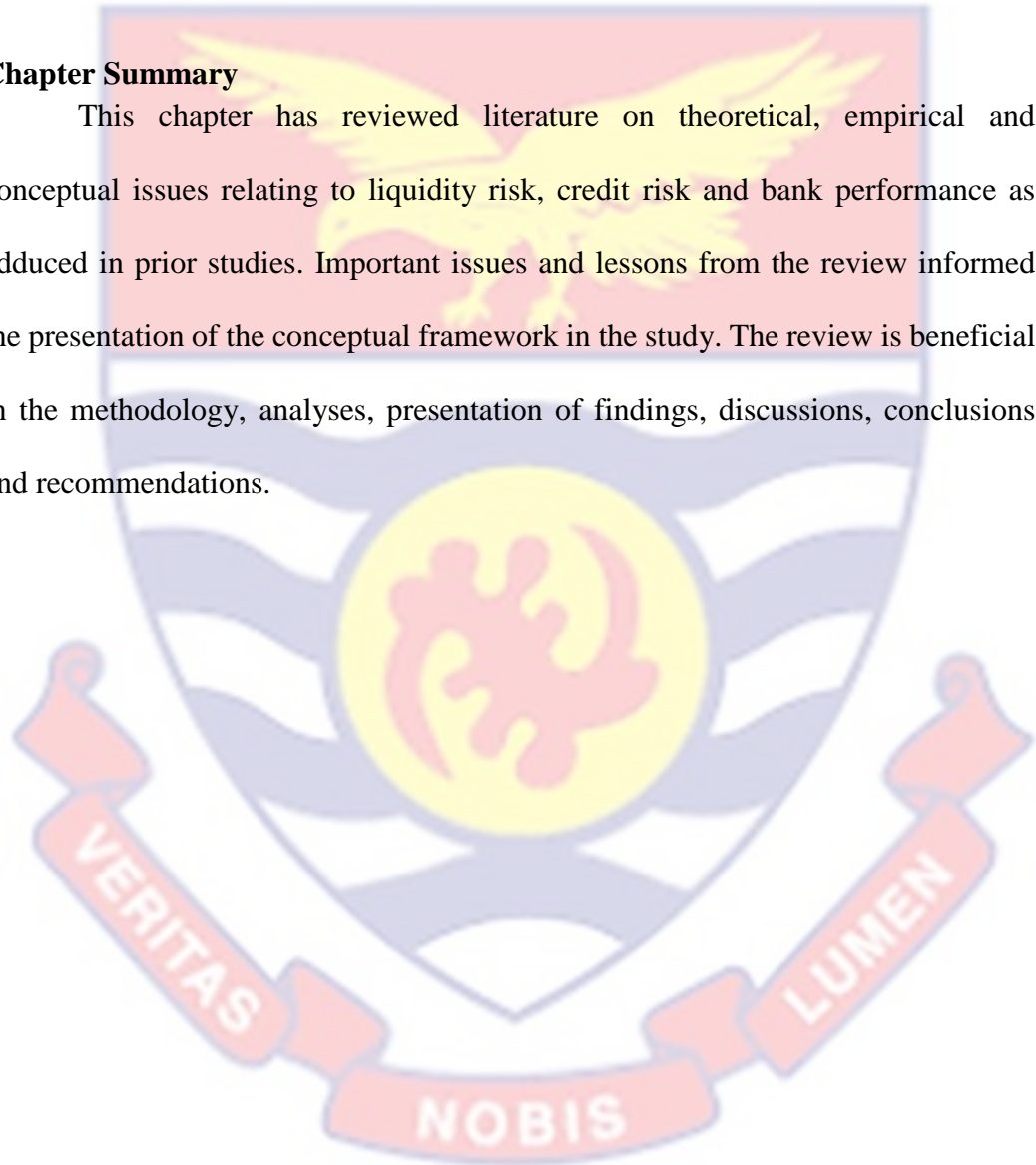
Source: Author’s construct, Bobbie.Poku (2019)

The choice of the variables for this study is based on earlier studies done in and around the world. This is because in the Ghanaian context, the subject matter is yet to be fully explored. From the framework, liquidity risk, credit risk and bank performance are studied. All these variables can be studied within the framework

of the Financial distress theory and the shiftability theory of liquidity. The conceptual models were structured to reflect and assess the general impact of liquidity risk and credit risk on bank performance as well as the effect of credit risk on liquidity risk.

Chapter Summary

This chapter has reviewed literature on theoretical, empirical and conceptual issues relating to liquidity risk, credit risk and bank performance as adduced in prior studies. Important issues and lessons from the review informed the presentation of the conceptual framework in the study. The review is beneficial in the methodology, analyses, presentation of findings, discussions, conclusions and recommendations.



CHAPTER THREE

RESEARCH METHODS

Introduction

The chapter provides a critical perspective of the study setting, research approach and research design. It also examines the data collection method, data sources, models specification, data analyses procedure and measurement of variables. The chapter examined the quantitative research methodology chosen to achieve the research objectives. According to Pallant (2007), quantitative research helps in deepening the understanding of the work plan, enabling comparisons with other studies while enhancing possible replication of the study in future.

Study Area

The study was conducted in Ghana with much focus on universal banks' performance. In the natural course of empirical studies, a lot of scholars have examined the determinants of banks and nonbanks financial institutions performance in Ghana. All these studies have contributed in diverse ways in improving the performance of these institutions in Ghana. However, universal banks operate largely in an environment of risk. The study therefore sought to examine the effect of liquidity risk and credit risk on the performance of universal banks in Ghana. The focus of the study was therefore on universal banks in Ghana.

Research Approach

The use of a quantitative research approach was considered for the study owing to the kind of data sought and the kind of research objectives set out for the study. Creswell (1994) intimated that a quantitative research is a kind of research

where the researcher seeks to explain a phenomenon numerically and mathematically. Leedy and Ormrod (2010) added that this approach is appropriate when the purpose of the study is to explain, confirm and validate, or to test theory.

A quantitative approach was deemed well suited for this study on liquidity risk, credit risk and bank performance given the need to explain causal relationships between risk variables and universal banks' performance in Ghana. A quantitative approach offers a number of useful benefits; these may include providing results that could be reduced to statistics, allowing for statistical comparison among entities and offering precision, definitiveness, and standardization (Sukamolson, 2005).

Research Design

The study sought to examine the effect of liquidity risk and credit risk variables on the performance of universal banks in Ghana. Thus, an explanatory research design was best suited for the study. This design is used where there is the need to investigate the effect of one variable on another variable. Explanatory research design offers the following advantages, it may play a vital role in terms of identifying reasons behind a range of processes and assessing the impact of changes on existing norms and processes, it may aid in replication of the study if necessity arises and offer greater levels of internal validity due to systematic selection of variables. An explanatory research design was employed for this research in order to gain a thorough understanding of how macroeconomic variables impact on performance of universal banks. This design has been used by Kumo (2015) to assess the effect of inflation targeting on the economy of South Africa.

Population of the Study

The population of a study looks at the group or collection of individuals or objects that are being studied under the study and from which the study wishes to draw conclusions. The present study considered universal banks in Ghana. All class one banks in Ghana have a common license – that is the universal banking license. These banks are collectively called universal banks. In Ghana, the universal banks are made up of state and private banks. At the end of December, 2016, there were a total of 30 universal banks consisting of three state banks and 27 private banks. These together constitute the population for the study. The study however used 25 universal banks out of the total of 30 banks. The 25 banks were selected because of the availability of data in relation to these banks.

Sources of Data

The source of the data used in the study was the annual financial statements of universal banks. For the purpose of the study, the data was extracted from these annual financial statements and the various ratio calculated. These ratios are liquidity ratios and credit ratios serving as measures of liquidity risk and credit risk. The performance of banks was determined using ROA and ROE.

Data Collection Method

Data is very relevant in every study, according to Polit and Hungler (1999) data is the information obtained in the course of an investigation or a study. The study employed secondary annual data for the period 2011 to 2015. The data was obtained given considerations to its relevance to the objectives and hypotheses of the study. Data was collected from the financial statements of banks. The period

for the study was selected due to availability of data in relation to the financial statements of universal banks. The exclusion of the other five universal banks was because, at the time of the study, five of the universal banks have no much information with regard to their financial statements. These banks were therefore excluded from the study. The purpose of this study was to assess the effect of liquidity risk and credit risk on the performance of universal banks in Ghana.

Analytical Approach and Methods

This study was based on quantitative analysis. After the data were collected, it was organized and analysed in an orderly manner for the purposes of analysis. For analysis, a statistical package called E-views was used. E-views supports a wide range of basic statistical analyses, encompassing everything from simple descriptive statistics to parametric and non-parametric hypothesis tests. The results were presented in tabular form and graphs. Basic descriptive statistics such as mean to show central tendency, maximum and minimum values to show the range as well as the standard deviation were computed over the entire data for the study. Regarding the effect of liquidity risk and credit risk variables on the performance of universal banks in Ghana, a multiple regression was used for the analysis so as to ascertain the impact of these variables on universal banks' performance. According to Gujarati (2007), if T , which is the number of time series data, is large and the number of cross-sectional units is smaller, the fixed effects model is more appropriate compared to the random effects approach and vice versa. Since our data are from 2011 to 2015 (5 years) and the number of banks under consideration is 25, this study adopts the random effect model.

Model Specification

The model specification was done given credence to the research objectives as well as the variables considered in the study. The general specification of the panel regression model adopted for the study is presented below;

$$Y_{it} = \beta_0 + \beta_1 X_{it} + \mu_{it} \dots\dots\dots 1$$

where;

$$i = 1, 2, 3, \dots\dots\dots n$$

$$t = 1, 2, 3, \dots\dots\dots, T$$

Y_{it} = LR, ROA and ROE (Dependent variables)

X_{it} = Independent Variables

μ_{it} = Error term

$$Y_{it} = \beta_0 + \beta_1 CAR_{it} + \beta_2 CLAR_{it} + \beta_3 LATDR_{it} + \beta_4 BS_{it} + \beta_5 OEXP_{it} + \mu_{it} \dots\dots\dots 2$$

where;

$$i = 1, 2, 3, \dots\dots\dots n$$

$$t = 1, 2, 3, \dots\dots\dots, T$$

Y_{it} = Liquidity Risk

CAR = Capital Adequacy Ratio

CLAR = Cost per Loan Assets Ratio

LATDR = Loans-Advance Total Deposits Ratio

BS = Bank Size (Total Assets)

OEXP = Operating Expenses

μ_{it} = Error term

$$Y_{it} = \beta_0 + \beta_1 CAR_{it} + \beta_2 CLAR_{it} + \beta_3 LATDR_{it} + \beta_4 LR_{it} + \beta_5 BS_{it} + \beta_6 OEXP_{it} + \mu_{it} \dots \dots \dots 3$$

where;

$i = 1, 2, 3, \dots \dots \dots n$

$t = 1, 2, 3, \dots \dots \dots, T$

Y_{it} = ROA and ROE

CAR = Capital Adequacy Ratio

CLAR = Cost per Loan Assets Ratio

LATDR = Loans-Advance Total Deposits Ratio

LR = Liquidity Risk

BS = Bank Size (Total Assets)

OEXP = Operating Expenses

μ_{it} = Error term, β_0 = Value of intercept which is constant, $\beta_1, \beta_2, \beta_3, \beta_4, \beta_5, \beta_6$ =

Proportionate change in dependent variable due to independent variables, $i = 1$ to

25 Banks, $t = 2011-2015$.

Measurement of Variables

Dependent variables

Guru *et al.*, (1999), Murthy and Sree (2003) and Alexandru (2008) asserted that ratios instead of the real value of profits be used in measuring bank performance, this is because ratios are not influenced by variations in the general price level.

Return on asset (ROA)

Return on Assets (ROA) show how effectively a bank manages its assets to generate revenue (Davydenko, 2010). This is computed as the after tax profit of

banks over total assets. Flemini et al., (2009) observed that the ROA may be biased due to off-balance-sheet activities, but believes such activities are negligible in Sub Sahara African banks.

Return on equity (ROE)

Return on Equity ratio reflects the effectiveness of a bank’s management to transform shareholder’s equity into profit (Samad, 1999 & Tarawneh, 2006). It is measured as net income over shareholder’s equity.

Table 1: Dependent variables and their Measurement

Variable	Variable Name	Measurement
ROA	Return on Assets	Net Income/ Total Assets
ROE	Return on Equity	Net Income/Shareholder’s Equity

Source: Field survey, Bobbie-Poku (2019)

Justification for use of ROA and ROE as performance measures

Return on assets (ROA)

Return on assets offers a different take on management's effectiveness and reveals how much profit a company earns for every dollar of its assets. Assets include things like cash in the bank, accounts receivable, property, equipment, inventory and furniture.

ROA is calculated as:

$$ROA = \frac{\text{Annual Net Income}}{\text{Total Assets}}$$

Return on equity (ROE)

In the spirit of organizational performance analysis, and of all the fundamental ratios that investors look at, one of the most important ones is return on equity. The ROE is a basic test of how effectively a company's management uses investors' money. It shows whether management is growing the company's value at an acceptable rate.

ROE is calculated as:

$$ROE = \frac{\text{Annual Net Income}}{\text{Average Shareholders' Equity}}$$

The big factor that separates ROE and ROA is financial leverage or debt. The balance sheet's fundamental equation shows how this is true: assets = liabilities + shareholders' equity. This equation tells us that if a company carries no debt, its shareholders' equity and its total assets will be the same. It follows then that their ROE and ROA would also be the same if not, they must be analysed and considered differently. So, it is important to always look at the ROA as well as ROE. They are different, but together they provide a clear picture of management's effectiveness. If ROA is sound and debt levels are reasonable, a strong ROE is a solid signal that managers are doing a good job of generating returns from shareholders' investments. ROE is certainly a "hint" that management is giving shareholders more for their money. On the other hand, if ROA is low or the company is carrying a lot of debt, a high ROE can give investors a false impression about the company's fortunes. The two are therefore very critical in helping management and

shareholders in performance evaluation and analysis and therefore should be considered separately.

Independent Variables

Table 2: Independent Variables and their Measurement

Variable	Variable Name	Measurement
CAR	Capital Adequacy Ratio	Shareholders' fund/Total Assets
CLAR	Cost per Loan Assets Ratio	Operating costs/Total loans and advances Total
LATDR	Loans-Advance Deposits Ratio	Loans and advances/Total deposits
LR	Liquidity Risk	Total deposits/Total assets

Source: Field survey, Bobbie-Poku (2019)

Correlation

Correlation is concerned with finding out whether there is an association between variables and if there is, determines its strength and direction. This study used correlation coefficients obtained from the correlation matrix to determine if there exists correlation between bank risk variables and the performance of universal banks in Ghana.

Data Presentation

Oso and Onen (2009) intimated that tables and figures are useful in presenting findings; this is because they can summarize a lot of information in a small space while aiding understanding. This study used tables and figures for presentation of data and results.

Chapter Summary

This chapter considered the research methods that were adopted for the study. The chapter looked at the study setting, the research approach, the research design, sources of data and data collection methods. The analytical approach, definition and measurement of variables were equally considered in the chapter.



CHAPTER FOUR

RESULTS AND DISCUSSION

Introduction

This chapter provides a detailed discussion of the findings of the study in relation to the objectives and hypotheses espoused in chapter one. This is to facilitate valid conclusions and recommendations to be drawn in chapter five on the basis of the empirical studies, economic policy framework and theory. The chapter begins with a descriptive analysis of the variables considered in the study. This was done using descriptive statistics including mean, median, standard deviations, minimum and maximum observations. The chapter proceeds with a correlation analysis to establish the relationship between the independent variables and the dependent variables and also to know the level of correlation so as to avoid the problem of multicollinearity. The chapter closes with an analysis and discussion of the panel regression model formulated and analysed to identify the effect of liquidity risk and credit risk variables on the performance of universal banks in Ghana. This is achieved by means of a random effect regression model analysis.

Descriptive Analysis of Variables

The study conducted a descriptive statistics analysis of the variables considered in the study. The descriptive statistics featured in the study include the mean, median, maximum value, minimum value and standard deviation. These statistics are illustrated extensively in Table 3. This was necessary to identify the basic features of the data and also to determine if there are major discrepancies and variations among the variables. This will help in further evaluation and analysis of

the data. From Table 3, it can be seen that all the variables have positive average values (mean).

Table 3: Descriptive Summary of Variables

Variables	ROA	ROE	CAR	CLAR	LATDR	LR	OEXP	BS
Mean	2.811	16.570	0.175	0.225	0.659	0.658	129m	1.550b
Median	2.985	17.479	0.151	0.163	0.639	0.696	81168824	1.160b
Maximum	8.556	51.118	0.709	1.534	1.712	0.871	858m	6.590b
Minimum	-7.258	-57.193	0.048	0.042	0.056	0.219	1342101	91405281
Std. Dev.	2.543	18.794	0.105	0.225	0.244	0.133	144m	1.270b

Source: Field survey, Bobbie-Poku (2019)

Descriptive Analysis of Dependent Variables

The mean ROA for the sampled banks for the period was 2.811 with a maximum of 8.556 and minimum of -7.258. This means that on the average, universal banks have over the period obtained a return of about GHS 28.11 for every GHS 1,000 of investment in assets. The maximum ROA of 8.556 means that in the period under consideration, universal banks could manage a maximum return of GHS 85.56 for every GHS 1,000 of investment made in assets. Surprisingly, it could also be observed that some universal bank made some losses in the period under consideration, where a maximum loss of GHS 72.58 was also made for every GHS 1,000 of investment in assets by some universal banks in the period under consideration. These observations are very worrisome, especially where the maximum and minimum returns (loss) recorded by banks are almost at par in absolute terms. The standard deviation of 2.543 indicated a relatively low distribution among the banks with regards to their performance (ROA).

Also, the mean ROE for the universal banks for the period under consideration was 16.570 with a maximum of 51.118 and minimum of -57.193. This means that on the average universal banks have over the period obtained a return of about GHS 165.70 for every GHS 1,000 of shareholders' equity investment made. The maximum ROE of 51.118 means that in the period under consideration, universal banks obtained a maximum return of GHS 511.18 for every GHS 1,000 of shareholders' equity investment made. However, it could also be seen that a maximum loss of GHS 571.93 was also made for a GHS 1,000 of shareholders' equity investment made by some universal banks. These observations are very worrisome, especially where the loss returns were higher than the positive ROE in the period under consideration. The standard deviation of 18.794 indicates a relatively disperse distribution in ROE among universal banks in Ghana with regard to performance (ROE).

Descriptive Analysis of Independent and Control Variables

The independent variables considered in the study were bank risk factors whose behaviour to some extent may influence the performance of universal banks in economic theory and practice. These variables are capital adequacy ratio, cost per loan-advance ratio, loan-advance total assets ratio and liquidity ratio. From table 3; the average capital adequacy ratio for the period under consideration was around 0.175 this means that shareholders equity could on the average fund only 17.5% of universal banks' total assets. This is a demonstration of the fact that much of banks assets are being financed by liabilities which is a sign of high risk. This is because, owners' equity will not be enough to absorb loans that have gone bad.

Surprisingly the maximum CAR was 0.709, this means that none of the universal banks could finance all of their total assets from owner's equity. The situation reveals a low absorption of bad loans by universal banks. A minimum CAR of 0.048 was recorded in the period under consideration. This is on a lower side and have the potential to gravely affect the performance of universal banks. A standard deviation of 0.105 means that variations in the CAR were not much over the period.

Also, cost per loan asset ratio had a mean of 0.225. This means that on the average, CLAR is about 22.5% of the loans granted; this is on a high side. This explains why interest rates are very high in the Ghanaian economy. A maximum value of 1.534 was recorded in relation to CLAR and a minimum value of 0.042. A standard deviation of 0.225 was also recorded for the period under consideration. The Loan-Advance -Total Deposit Ratio (LATDR) had a mean of 0.659 over the period under consideration. This means that on the average, loans advance form 65.59% of customers deposits. Thus of all the loans granted were made out of customers deposits. A maximum and minimum values of 1.712 and 0.056 respectively were also recorded as well as a standard deviation of 0.244. The liquidity risk of the universal banks also recorded a mean of 0.658, a maximum value of 0.871 and minimum value of 0.219 were also recorded. The size of the banks and the level of operating expenses were also considered. In the current study, the average of operating expenses was GHS 129m in the period under consideration. A maximum value of GHS 858m and a minimum of GHS 1342101 were also recorded. A standard deviation of GHS 144m portrays a wide variation in operating expenses of the banks under consideration. This could be as a result of

the differences in banks' size. The sizes of the banks were determined through their total assets. The average size of the banks under consideration was GHS 1.550b. A maximum size of GHS 6.590b and minimum size of GHS 91405281 were also recorded.

Correlation Analysis

Before conducting the regression analysis pursuant to the specific objectives one, two and three, there was the need to ascertain the correlations between the dependent variables (ROA and ROE) and the independent variables. Correlation analysis is used as a preliminary test to measure the relationship between the variables and the strength of their association (Pallant, 2007). Correlation among variables could be carried out using two main tests, namely: parametric and non-parametric tests. Suwaidan (1997) indicated that the question as to whether to use parametric or non-parametric tests is a potential dilemma in statistical analysis. The major decision regarding the use of parametric or non-parametric tests is dependent on the assumption of normal distribution. The current study employed the Pearson product-moment correlation analysis. This is because from the skewness values observed, the variables were relatively normally distributed. Table 4 presents the Pearson product-moment correlation matrix testing the association between the variables.

Table 4: Pearson product-moment correlation matrix

Variables	ROA	ROE	CAR	CLAR	LATDR	LR	OEXP	BS
ROA	1.000							
ROE	0.858	1.000						
CAR	0.291	-0.057	1.000					
CLAR	-0.044	-0.038	0.075	1.000				
LATDR	-0.0001	-0.042	-0.004	-0.550	1.000			
LR	-0.205	0.017	-0.588	-0.328	-0.167	1.000		
OEXP	0.279	0.377	-0.275	0.118	-0.007	0.210	1.000	
BS	0.309	0.455	-0.381	-0.068	0.054	0.225	0.834	1.000

Source: Field survey, Bobbie-Poku (2019)

Based on Table 4, it is observed that CAR, OEXP and BS correlate positively with return on assets (ROA) with the exception of CLAR, LR and LATDR which had a negative correlation. It was also observed further that these correlations were weak in form with a maximum of 0.309 and a minimum of 0.0001. Also, in relation to the return on equity (ROE), LR, OEXP and BS were equally observed to have a positive and weak relationship and CAR, CLAR and LATDR had a negative weak relationship. These weak relationships observed between each dependent variable and the independent variables is an indication that they can all be featured in the same model.

Also, from table 4, there was the need to examine the correlation between the independent variables, this was necessary in order to avoid the issue of multicollinearity. Addressing the issue of multicollinearity, Bryman and Cramer (2001) viewed that multicollinearity is when correlation exceeds 0.80. Whereas Anderson, Sweeney and Williams (1990) used 0.70 and Kennedy (2008), stated that correlation is high when its value is above 0.90. In the event that there is the

problem of multicollinearity, it is not advisable to include variables that are highly correlated in the same model. From table 4, it can be seen that the correlation between the independent variables does not violate most of the standards set by Bryman and Cramer (2001), Anderson, et al (1990) and Kennedy (2008). The study therefore mindful of that included all variables in same model during the estimation process.

Estimation of Results

In the estimation of the results, the study employed the fixed effect model. This was deemed appropriate after conducting the Hausman Test where the p-values of the test results for all the models were significant which is an indicative of the fact that the fixed effect model is the best.

The Effect of Credit Risk on Liquidity Risk of Universal Banks in Ghana

In the analysis of the relationship between liquidity risk and credit risk, several studies have tried to examine the issues in perspective. However, under the universal banking system in Ghana, relationship is yet to be fully explored. Also, not much has be done with regard to the effect of credit risk and liquidity risk on the performance of universal banks in Ghana. These and other reasons formed the basis for the study and the results presented in tables 5, 6 and 7. Table 5 presents the results on the relationship between liquidity risk and credit risks.

Table 5: The Effect of Credit Risks on Liquidity Risk of Universal Banks in Ghana

Variable	Coefficient	Std. Error	t-Statistic	Prob.
CAR	-0.741986	0.160023	-4.636733	0.0000
CLAR	-0.486784	0.072638	-6.701506	0.0000
LATDR	-0.278366	0.044791	-6.214781	0.0000
Log(OEXP)	0.122405	0.020736	5.902936	0.0000
Log(BS)	-0.178794	0.027345	-6.538443	0.0000
C	2.581329	0.333397	7.742513	0.0000
R-squared	0.828801	Mean dependent var		0.658290
Adjusted R-squared	0.776540	S.D. dependent var		0.132899
S.E. of regression	0.062824	Akaike info criterion		-2.491408
Sum squared resid	0.374947	Schwarz criterion		-1.812613
Log likelihood	185.7130	Hannan-Quinn criter.		-2.215650
F-statistic	15.85896	Durbin-Watson stat		1.980040
Prob(F-statistic)	0.000000			

Source: Field survey, Bobbie-Poku (2019)

From table 5 are the results of a model estimated to examine the effect of credit risk on liquidity risk of universal banks in Ghana. The R-square of the model showed the percentage of variations in the dependent variable that are being explained by the independent variables. An R-square of 0.828 as shown in table 5 is an indication that about 83% of variations in Liquidity risk are being explained by the independent variables. This shows a significant explanatory power. This was confirmed by the F-statistics of 0.000. The F-statistic value explains the joint significance of the independent variables in explaining variations in the dependent variable and the results as portrayed in table 5 suggested that the overall strength of the models is good. The Durbin Watson test statistic was also within the acceptable range (1.5 – 2.5) for the model. This as seen in table 5 was 1.98, which is an indication of the absence of serial or autocorrelation in the error term. The model therefore can be considered reliable.

From table 5 and as presented in the model, it can be seen that capital adequacy ratio had a significant negative effect on liquidity risk at 1% level of significance. Thus, a unit increase in the capital adequacy ratio will lead to liquidity risk falling by a 0.741. In a similar vein, the cost per loan assets ratio was also observed to have a significant negative effect on the liquidity risk of universal banks in Ghana at 1% level of significance. This means that a unit increase in the cost per loan assets ratio will lead to a reduction in liquidity risk by 0.486. Loans-Advance Total Deposits Ratio as a measure of credit risk was also seen to have a significant negative effect on liquidity risk of listed banks at 1% level of significance. This means that a unit increase in the Loans-Advance Total Deposits Ratio will lead to a fall in the liquidity risk of universal banks by -0.278. Bank operating expenses were also seen to have a significant positive effect on the liquidity risk of universal banks in Ghana at 1% level of significance. However, Bank size had a significant negative effect on liquidity risk at 1% level of significance. A detailed discussion of the results is presented under the discussions section of this chapter in pursuant to objective one of the study.

The Effect of Liquidity Risk and Credit Risk on Universal Banks' Performance (ROA) in Ghana.

In the business of investment, investors are much interested in knowing the extent to which the investment made yields returns and that anything that has the tendency to affect the returns on investment is of much interest to them. The study in full knowledge of this, sought to examine the effect of liquidity risk and credit risk on the return on assets (performance) of universal banks in Ghana. Table 6

presents the results of the effect of liquidity risk and credit risk variables on the return on Assets of universal banks.

Table 6: The effect of liquidity risk and credit risks on universal banks' performance (ROA)

Variable	Coefficient	Std. Error	t-Statistic	Prob.
CAR	0.598762	4.564608	0.131175	0.8959
CLAR	-3.970111	2.270631	-1.748461	0.0836
LATDR	-1.937136	1.368327	-1.415697	0.1602
LR	-5.455455	2.642765	-2.064298	0.0417
Log(OEXP)	1.549292	0.624455	2.481033	0.0149
Log(BS)	-1.107158	0.848174	-1.305343	0.1950
C	3.427899	10.96758	0.312548	0.7553
R-squared	0.693025	Mean dependent var		2.810913
Adjusted R-squared	0.595054	S.D. dependent var		2.542991
S.E. of regression	1.618241	Akaike info criterion		4.011538
Sum squared resid	246.1582	Schwarz criterion		4.712959
Log likelihood	-219.7211	Hannan-Quinn criter.		4.296488
F-statistic	7.073798	Durbin-Watson stat		1.802079
Prob(F-statistic)	0.000000			

Source: Field survey, Bobbie-Poku (2019)

From table 6 are the results of a model estimated to examine the effect of liquidity risk and credit risk on the return on assets of universal banks in Ghana. The R-square of the model showed the percentage of variations in the dependent variable that are being explained by the independent variables. An R-square of 0.693 as shown in table 6 is an indication that about 69% of variations in return on assets are being explained by the independent variables. This shows a significant explanatory power. This was confirmed by the F-statistic p-value of 0.000. The F-statistic value explains the joint significance of the independent variables in explaining variations in the dependent variable and the results as portrayed in table 6 suggested that the overall strength of the models is good. The Durbin Watson test statistic was also within the acceptable range (1.5 – 2.5) for the model. This as seen

in table 6 was 1.80, which is an indication of the absence of serial or autocorrelation in the error term. The model therefore can be considered reliable.

From table 6 and as presented in the model, it can be seen that capital adequacy ratio had an insignificant positive effect on the performance (ROA) of universal banks in Ghana at all levels of significance. Thus, a unit increase in the capital adequacy ratio will not have any impact on the performance of universal banks in Ghana, meaning the level of a bank's capital has no direct impact on performance. The cost per loan assets ratio was also observed to have significant negative effect on the return on assets of universal banks in Ghana at 10% significance level. This means that a unit increase in the cost per loan assets ratio will reduce the return on assets of universal banks by 3.9%. The loan-advance total deposit ratio was also observed to have an insignificant effect on the return on assets of universal banks in Ghana. However, bank liquidity risk had a significant negative effect on the return on assets of universal banks in Ghana. This was observed at 5% level of significance. This means that a unit increase in the liquidity risk of universal banks will lead to a fall in the return on assets of the universal banks by 5.45%. Bank operating expenses were also seen to have a significant positive effect on the return on assets of universal banks while Bank size had an insignificant negative effect on the return on assets of universal banks in Ghana. A detailed discussion of the results is presented under the discussions section of this chapter.

The Effect of Liquidity Risk and Credit Risks on Universal Banks’

Performance (ROE) In Ghana

The return on equity measures how well management used the owners’ equity in generating returns. The study sought to examine the effect of liquidity risk and credit risk on the return on equity of universal banks in Ghana. Table 7 presents the result of the effect of liquidity risk and credit risk on the return on equity of universal banks in Ghana.

Table 7: The effect of liquidity risk and credit risks on universal banks’ performance (ROE)

Variable	Coefficient	Std. Error	t-Statistic	Prob.
CAR	-14.53392	33.87620	-0.429030	0.6689
CLAR	-21.10362	16.85147	-1.252331	0.2136
LATDR	-11.30731	10.15503	-1.113469	0.2683
LR	-35.90410	19.61326	-1.830604	0.0703
Log(OEXP)	8.705807	4.634385	1.878525	0.0634
Log(BS)	-5.879115	6.294716	-0.933976	0.3527
C	19.51938	81.39581	0.239808	0.8110
R-squared	0.690449	Mean dependent var		16.57016
Adjusted R-squared	0.591656	S.D. dependent var		18.79409
S.E. of regression	12.00976	Akaike info criterion		8.020298
Sum squared resid	13558.03	Schwarz criterion		8.721720
Log likelihood	-470.2686	Hannan-Quinn criter.		8.305249
F-statistic	6.988852	Durbin-Watson stat		1.570538
Prob(F-statistic)	0.000000			

Source: Field survey, Bobbie-Poku (2019)

From table 7 are the results of a model estimated to examine the effect of liquidity risk and credit risk on the return on equity of universal banks in Ghana. The R-square of the model showed the percentage of variations in the dependent variable that are being explained by the independent variables. An R-square of 0.69 as shown in table 7 is an indication that about 69% of variations in return on equity are being explained by the independent variables. This shows a significant explanatory power. This was confirmed by the F-statistic p-value of 0.000. The F-

statistic value explains the joint significance of the independent variables in explaining variations in the dependent variable and the results as portrayed in table 7 suggested that the overall strength of the models is good. The Durbin Watson test statistic was also within the acceptable range (1.5 – 2.5) for the model. This as seen in table 7 was 1.57, which is an indication of the absence of serial or autocorrelation in the error term. The model therefore can be considered reliable.

From table 7 and as presented in the model, it can be seen that capital adequacy ratio had an insignificant negative effect on the performance (ROE) of universal banks in Ghana at all levels of significance. Thus, a unit increase in the capital adequacy ratio will have no effect on the average performance of universal banks in Ghana. The cost per loan assets ratio as well as the loan-advance total deposit ratio was also observed to have an insignificant negative effect on the return on equity of universal banks in Ghana at all levels of significance. This means that a unit increase in the cost per loan assets ratio and the loan-advance total deposit ratio will not have any effect on the performance (ROE) of universal banks in Ghana. However, bank liquidity risk had a significant negative effect on the return on equity of universal banks in Ghana. This was observed at 10% level of significance. This means that a unit increase in the liquidity risk of universal banks will lead to a fall in the return on equity of listed banks by 35.9%. Bank operating expenses were also seen to have a significant positive effect on the return on equity of universal banks while Bank size had an insignificant negative effect on the return on equity of universal banks in Ghana. A detailed discussion of the results is presented under the discussions section of this chapter.

Discussions

This section gives a detailed discussion on the results of the study. It tries to relate the findings of the study to previous works as provided in the literature and theory in order to justify the different results of the different models and provide interpretation and justification of the results for policy formulation and implementation.

The Effect of Credit Risk on Liquidity Risk of Universal Banks in Ghana

From Table 5 and as presented in the model, it can be seen that capital adequacy ratio had a significant negative impact on the liquidity risk of the banks. The results, therefore suggest that capital adequacy ratio and liquidity risk move in opposite directions. That is to say that, as capital adequacy ratio increases, there is a decrease in the liquidity risk of universal banks in Ghana. The findings are so because, an increase in the capital adequacy ratio of universal banks has the tendency to increase the absorption capacity for bad loans and thus may not have much impact on the banks' liquidity which invariably decreases their liquidity risk. The findings of the study are consistent with Louati, Abida, and Boujelbene (2015), (2015), where in studying the relationship between credit risk and liquidity risk, a significant negative relationship between liquidity risk ratio and credit risk was observed. The extent of this consistency in findings could be as a result of the measurement of the variables. In Louati, Abida, and Boujelbene (2015), credit risk was measured using the capital adequacy ratio, which was the same measurement adopted by the current study. The findings of the study are however contrary with the findings of Samartin (2003), where credit risk was observed to have a

significant positive effect on the liquidity risk of banks. The extent of the contrary results in findings could be as a result of the differences in the measurement of the variables. The findings of the current study are also inconsistent with the findings of Iyer and Puri (2012), where an indication of a positive relationship between liquidity risk and credit risk was established. Also, the cost per loan assets ratio and the Loans-Advance Total Deposits Ratio which are measures of credit risk of universal banks were found in the current study to have a significant negative effect on the liquidity risk of universal banks in Ghana. These findings of the current study are however inconsistent with the findings of Nikomara, Taghavi, and Diman (2013) and Nikomara et al. (2013) where a significant positive relationship was found between credit risk and liquidity risks for banks. The findings of the current study in relation to the relationship between credit risk and liquidity risk are consistent with the finance distress theory and the shiftability theory of liquidity.

The Effect of Liquidity Risk and Credit Risk on the Performance of Universal banks in Ghana (ROA & ROE)

From Table 6 and 7 are the results of the effect of liquidity risk and credit risk on the performance (ROA & ROE) of universal banks in Ghana. As presented in both models under each table, it can be seen that liquidity risk has significant negative effect on the performance (ROA & ROE) of universal banks in Ghana. The results therefore are an indication that liquidity risk and performance of universal banks in Ghana move in opposite direction. That is to say increases in liquidity risk will reduce the performance of universal banks in Ghana. The findings are as a result of the fact that a bank that is bedeviled with much liquidity risk is

most likely to have liquidity challenges which can affect its performance as portrayed by the results in table 6 and 7. The findings of the study are consistent with the findings of Molyneux and Thornton (1992) and Barth et al. (2003), where a significant negative relationship was established between liquidity risk and bank performance. The findings of the current study are however contrary with the findings of Bourke (1989) where it was established that banks' liquidity risk has a significant positive relationship with bank performance. Shen, Chen, Koa and Yeh, (2009) also found that banks with higher fractions of liquid assets had lower net interest margins and thus profitability, establishing a positive relationship between liquidity and performance. The findings also indicated that capital adequacy ratio and loan-advance total deposit ratio which are measures of banks credit risk have insignificant negative effect on the performance (ROA) of universal banks in Ghana.

These findings indicate that credit risks do not directly impact on the performance of universal banks in Ghana, but show an indirect effect on performance through their impact on liquidity risk which in turn has a significant negative effect on banks' performance. The findings of the study are consistent with the findings of Kithinji (2010), where credit, credit risk and non-performing loans were observed not have any influence on the performance of banks in Kenya. The findings of the study are however inconsistent with the findings of Djan et al, (2015) where credit risk measure were seen to have significant adverse effect on performance of listed banks in Ghana. The findings however, in relation to ROE as a measure of performance, capital adequacy ratio, cost per loan asset ratio and loan-

advance total deposit ratio were seen to have an insignificant effect on the performance of universal banks in Ghana, these findings are however inconsistent with Djan et al, (2015) where credit risk had a significant adverse effect on the performance of listed banks in Ghana. These findings generally are inconsistent with theory where credit risk is being thought to have an adverse effect on the performance of banks.

Chapter Summary

This chapter has examined the analysis and discussion of the results. The chapter linked the findings of the study to empirical literature and tried to provide justification for the results. The following are the key findings of the study. Capital adequacy ratio, cost per loan assets ratio and Loans-Advance Total Deposits Ratio had a significant negative effect on the liquidity risk of universal banks in Ghana. However, with regard to the performance of universal banks, cost per loan assets ratio and liquidity risk had a significant negative effect on ROA. Liquidity risk also demonstrated a significant negative effect on performance (ROE) of universal banks in Ghana. These findings will help in coming out with valid conclusions and recommendations in chapter five.

CHAPTER FIVE

SUMMARY, CONCLUSIONS AND RECOMMENDATIONS

Introduction

This chapter provides a summary, conclusion and policy recommendations emanating from the results of the study for policymakers and analysts as well as management of the banks. The purpose of the chapter is to bring out the major findings of the study and thereafter suggest policy recommendations that are to be considered. The chapter first provides a brief summary of the overview of the research problem, objectives, research methods and findings whereas the conclusion encapsulates the overall outcomes regarding the study in the light of the hypotheses advanced in chapter one. The chapter then concludes on the major findings of the study before advancing policy recommendations. Directions for future studies are equally featured in the study. The target of the research was to investigate empirically the effect of credit risk on liquidity risk as well as the effect of credit risk and liquidity risk on the performance of universal banks in Ghana. The empirical results showed that the objectives of the research were met within the period.

Summary

The existence of a well-developed and efficient financial system is very critical to the growth and development of economies all over the world, with Ghana not an exception. The banking sector is a major component of the Ghanaian financial system; playing an important role of ensuring that funds are mobilized and diverted from surplus spending agents to deficit spending agents and the real

sectors of the economy. In the light of the critical roles played by the banking sectors, the operations and performance of banks are a source of concern to government and economic agents in every country. In recent years however, the performance of banks in the banking sectors has not been encouraging (financial statements). This performance and the attributing factors as espoused by the market power theory and the efficiency structure theory could be as a result of external and internal factors. However, the finance distress theory and shiftability theory of liquidity are of the view that liquidity risk and credit risk can impact on the performance of banks. This notwithstanding, in the Ghanaian context, not much studies have been conducted to know the effect of credit risk and liquidity risk on the performance of banks as well as the relationship between credit risk and liquidity risk. Also, the recent acquisition of capital and UT banks by GCB bank calls for a proper dissection in to the factors affecting the performance of banks in Ghana. The Bank of Ghana in a statement issued regarding the causes of the acquisition, cited liquidity problems as the major cause for the acquisition. The study therefore was set out to investigate the relationship between credit risk and liquidity risk as well as their impact on the performance of universal banks in Ghana.

The main objective of this study was to examine the effect of credit risk and liquidity risk on the performance of universal banks in Ghana using annual data for the period 2011 to 2015. The study specifically investigated the effect of credit risk on liquidity risk as well as the effect of credit risk and liquidity risk on the performance of universal banks. Fixed regression models were estimated in a quest

to achieve the objectives set out in the study. A brief discussion on the descriptive statistics as well as the correlation matrix was also advanced.

The empirical models were specified based on an extensive review of the literature on the impact of credit risk and liquidity risk on the performance of banks. The variables included in the models are, return on assets, return on equity, liquidity risk, capital adequacy ratio, cost per loan asset ratio, Loans-Advance Total Deposits Ratio, bank operating expenses and bank size.

The first objective was to assess the effect of credit risk on liquidity risk of universal banks in Ghana. Firstly, it was found that capital adequacy ratio had a significant negative effect on the liquidity risk of universal banks in Ghana. This is because, an increase in the capital adequacy ratio will increase the absorption capacity of banks for bad loans and reduce liquidity problems. Secondly, cost per loan assets ratio was seen to have a significant negative effect on the liquidity risk of universal banks in Ghana. This is because; the high cost per loan assets ratio may trigger higher interest charge by banks, which may generate more funds for the banks and thus liquidity. Finally, Loans-Advance Total Deposits Ratio was seen to also have a significant negative effect on the liquidity risk of universal banks in Ghana.

The second and third objectives were to assess the effect of credit risk and liquidity risk on the performance of universal banks respectively. The findings of the study with regard to the effect of credit risk on the performance of banks generally were that, credit risks generally, do not directly affect the performance of universal banks in Ghana. However, cost per loan asset ratio was seen to have a

significant negative effect on the return on assets of universal banks in Ghana. Liquidity risk had a significant negative effect on the performance of universal banks in Ghana.

Conclusion

Empirically, the study examined the effects of credit risk on liquidity risk as well as the effect of credit risk and liquidity risk on the performance of universal banks in Ghana. In empirical literature, it has been proven that credit risk affects liquidity risk of banks and that the two together affect financial performance of banks. However, what is current in contention is the direction of influence and the magnitude of such influence, as well as the insufficient exploration of the subject matter in Ghana especially with regard to universal banks. While per the empirical literature, some studies argue credit risk and liquidity risk have negative effect on financial performance of banks, other studies argued otherwise. This study therefore tested the hypotheses that credit risk and liquidity risk have significant effect on the performance of universal banks in Ghana. The conclusions of this study validates the findings of other studies as far as banking sector development in Ghana is concern.

The study considered some credit risk and liquidity risk proxies and some performance measures of banks. The study revealed that capital adequacy ratio, cost per loan assets ratio and loan-advance total deposit ratio had negative and statistically significant effect on the liquidity risk of universal banks in Ghana.

Furthermore, the study found that capital adequacy ratio and loan-advance total deposit ratio had no statistically significant effect on banks' performance

(ROA & ROE). However, cost per loan asset ratio had a significant negative effect on the ROA of universal banks in Ghana. Finally, the study observed that liquidity risk had a significant negative effect on the performance of universal banks in Ghana.

Recommendations


The study investigated the impact of credit risk on liquidity risk as well as the impact of credit risk and liquidity risk on the performance of universal banks in Ghana. From the findings it is concluded that banks liquidity risk is inversely influenced by the levels of capital adequacy ratio, cost per loan assets ratio and loan advance total deposit ratio, which means that inappropriate management of these ratios could expose universal banks to great risk of illiquidity and distress. Therefore, management need to be cautious in setting up a credit policy that will not negatively affects liquidity risk and liquidity of banks and also they need to know how credit policy affects the operation of their banks to ensure judicious utilization of deposits and maximization of profit. Improper credit risk management will increase liquidity risk and consequently bank performance (profitability), which affects the quality of its assets and increase loan losses and non-performing loan which may eventually lead to financial distress.

BoG for policy purposes should regularly assess the lending attitudes of universal banks. One direct way is to assess the degree of credit crunch by isolating the impact of supply side of loan from the demand side taking into account the opinion of the firms about universal banks' lending attitude. Finally, strengthening

the securities market will have a positive impact on the overall development of the banking sector by increasing competitiveness in the financial sector.

Direction for Future Research

This study is based on data for 5 years, so data from this and other published sources may be insufficient to make a solid conclusion. Hence, further studies should be undertaken to expand the period, unbalanced panel data can also be used to incorporate the banks which have recently been established, and thus these will help make solid the conclusions arrived at in this study and also increase the reliability of the conclusions made. Lastly, other econometric techniques can be applied to verify the relationship.



REFERENCES

- Acharya, V. V., & Viswanathan, S. (2011). Leverage, moral hazard, and liquidity. *The Journal of Finance*, 66(1), 99;138.
- Afriyie H.W. & Akotey J.O. (2013). "Credit Risk Management and Profitability of Rural Banks in the BrongAhafo Region of Ghana," *European Journal of Business and Management*, Vol. 5(24), 24-33.
- Ahmed, A.S., Takeda, C. & Shawn, T. (1998). Bank Loan Loss Provision: A Re-examination of Capital Management and Signalling Effects, Working Paper, *Department of Accounting, Syracuse University*, 1-37.
- Athanasoglou, P. P., Delis, M. D., & Staikouras, C. K. (2006), "Determinants of Bank Profitability in the South Eastern European Region," *Bank of Greece Working Paper* No. 47.
- Al-Khouri, R. (2011). Assessing the Risk and Performance of the GCC Banking Sector, *International Journal of Finance and Economics*, 65, 72-8.
- Alexandru, C., & Romanescu, M. L. (2008). The assessment of banking Performances-Indicators of Performance in Bank Area. *University Library of Munich, Germany*.
- Allen, F., & Gale, D. (2004). Financial intermediaries and markets. *Econometrica*, 72(4), 1023-1061
- Barth, J. R., Nolle, D. E., Phumiwasana, T., & Yago, G. (2003). A cross-country analysis of the bank Supervisory framework and bank performance. *Financial Markets, Institutions & Instruments*, 12(2), 67-120.

- Bernanke, B. (1993). Credit in the Macroeconomy. *Quarterly Review* - Federal Reserve Bank of New York, 18, 50-50.
- Ben-Naceur, S. & Omran, M. (2008). The Effects of Bank Regulations, Competition and Financial Reforms on MENA Banks' Profitability, *Economic Research Forum Working Paper* No. 44.
- Basel Committee on banking Supervision (2001). *Risk Management Practices and Regulatory Capital: Cross-sectional Comparison*. Basel Committee on Banking Supervision, www.bis.org
- Basel Committee on Banking Supervision, (2004) *Basel II: International Convergence of Capital Measurement and Capital Standards: A Revised Framework*, Bank for International Settlements
- Basel Committee on Banking Supervision. (2016). *Principles for Sound Liquidity Risk Management and Supervision*. Bank for International Settlements, Basel.
- Basel Committee on Banking Supervision (1999), *Principles for the Management of Credit risk*. Bank for International Settlements, Basel
- Baldwin, C. Y., & Mason, S. P. (1983). The resolution of claims in financial distress the case of Massey Ferguson. *The Journal of Finance*, 38(2), 505-516.
- Bonfim, D., & Kim, M. (2012). *Systemic liquidity risk. Banco de Portugal, Financial Stability Report, November Research Report*. Canadian Institute of Chartered Accountants.

- Boahene, S. H., Dasah, J. & Agyei, S. K. (2012). Credit risk and profitability of selected banks in Ghana. *Research Journal of Finance and Accounting*, 3 (7), 6–14.
- Bourke, P. (1989). Concentration and Other Determinants of bank profitability in Europe, North America and Australia. *Journal of Banking & Finance*, 13 (1), 65–79.
- Boston Molyneux, P. & Thornton, J. (1992). Determinants of European bank profitability: A Note. *Journal of Banking and Finance*, 16 (6), 1173–1178.
- Brownbridge, M., Harvey, C. & Gockel, A. F. (1998). Banking in Africa: The Impact of Financial Sector Reform since Independence. *James Currey Publishers*
- Bryant, J. (1980). A model of reserves, bank runs and deposit insurance. *Journal of Banking & Finance*, 4, 335-344
- Bryman, A., & Cramer, D. (2001). *Quantitative analysis with SPSS Release 10 for Windows: A guide for social scientists* New York Publication.
- Campbell, A. (2007). Bank insolvency and the problem of nonperforming loans. *Journal of Banking Regulation*, 9(1), 25-45.
- Chen, K. & Pan, C. (2012). An Empirical Study of Credit Risk Efficiency of Banking Industry in Taiwan, *Web Journal of Chinese Management Review*, 15(1), 1-16.
- Chijoriga, M. M. (1997). Application of Credit Scoring and Financial Distress Prediction Models to Commercial Banks Lending: The Case of Tanzania. Ph.D Dissertation, *Wirtschaftsuniversitat Wien (WU), Vienna*

- Creswell J.W (1994); *Research Design: Qualitative and Quantitative Approaches*:
Thousand Oaks, C.A Sage
- Davydenko, A. (2010). Determinants of Bank Profitability in Ukraine.
Undergraduate Economic Review, 7(1/2).
- Demirguc-Kunt, A. & Huzinga, H. (1999). Determinants of Commercial Bank
Interest Margins and Profitability: Some International Evidence, *the
World Bank Economic Review*, 13(2), 379-40
- Dermine, J. (1986) Deposit Rates, Credit Rates, and Bank Capital: *The Klein-
Monti Model Revisited*, *Journal of Banking & Finance* 10(1), 99-114.
- Derbali, A. (2011), Determinants of banking profitability before and during the
financial crisis of 2007: The case of Tunisian banks. *Interdisciplinary
Journal of Contemporary Research in Business*. Vol. 3, (3)- 1256-1269.
- DeYoung, R. & G. Whalen, (1994). *Banking industry consolidation: Efficiency
issues*. No. 110. A Conference of the Jerome Levy Economics Institute,
Office of the Comptroller of the Currency, Washington, DC.
- Diamond, D & Dybvig, P. (1983), “Bank Runs, Liquidity, and Deposit
Insurance”, *Journal of Political Economy*, 91, 401-19.
- Diamond, D.W. & Rajan, R.G. (2005), “Liquidity shortages and banking crises”,
The Journal of Finance, Vol. 60 (2) 615-47.
- Ejoh, N., Okpa, I., & Inyang, E. (2014). The relationship and effect of credit and
liquidity risk on bank default risk among deposit money banks in Nigeria.
Research Journal of Finance and Accounting, 5(16). 412-18

- Flamini, V., Schumacher, M. L., & McDonald, M. C. A. (2009). *The determinants of commercial bank Profitability in Sub-Saharan Africa* (No. 9-15). International Monetary Fund.
- Felix, A.T & Claudine, T.N (2008). *Bank Performance and Credit Risk Management*, Unpublished Masters Dissertation in Finance, University of Skovde.
- Gande, A. (2008). *Commercial Banks in Investment Banking*. In V. T. Anjan & W. A. B. Arnoud (Eds.), *Handbook of Financial Intermediation and Banking*. San Diego: Elsevier.
- Gray, B., Cassidy, C., & RBA (1997). Credit risk in banking: proceedings of a conference at H.C. Coombs Centre for Financial Studies, 1-2 May 1997. [Melbourne?]: *Reserve Bank of Australia, Bank Supervision Dept.*
- Gostineau, G.L., (1992). *Dictionary of financial risk management*. Swiss Bank Corporation, Chicago.
- Gujarati, D.N. & Sangeetha, S. (2007). *Basic Econometric*, (4th ed), McGraw-Hill Education Books Ltd., India
- Guru, B. K., Staunton J. & Balashanmugam B., (1999), Determinants of Commercial Bank Profitability in Malaysia, *Paper presented at the 12th Annual Australian Finance and Banking Conference, Sydney, Australia, 16-17 December*
- Halling, M. & Hayden, E. (2006), Bank failure prediction: a two-step survival time approach, C.R.E.D.I.T. *Conference, Austrian National Bank, Vienna.*

- Imbierowicz, B., & Rauch, C. (2014). The relationship between liquidity risk and credit risk in banks. *Journal of Banking and Finance*, 40, 242e256
- Jenkinson, N. (2008), *Strengthening regimes for controlling liquidity risk*, Euro Money Conference On Liquidity and Funding Risk Management. Bank of England, London, 9.
- Jiménez, G., & Saurina, J. (2006). Credit cycles, credit risk, and prudential regulation. *International Journal of Central Banking*, 2(2), 65-98.
- Kargi, H.S. (2011). *Credit Risk and the Performance of Nigerian Banks* Ahmadu Bello University, Zaria.
- Kithinji, A.M. (2010). Credit Risk Management and Profitability of Commercial Banks in Kenya, School of Business, University of Nairobi, Nairobi
- kombo, D.K., & Tromp, D.L.A. (2009). Proposal and Thesis Writing: An Introduction. *Paulines Publications Africa, Don Bosco Printing Press, Nairobi Kenya*
- Kosmidou, K., Tanna, S. & Pasiouras, F. (2005). Determinants of Profitability of Domestic UK Commercial Banks: Panel Evidence from the Period 1995–2002. In Money Macro and Finance (MMF) *Research Group Conference*, pp. 1–27.
- Kosmidou K. (2008). The determinants of Banks' Profits in Greece during the period of EU financial Integration, *Emerald Group Publishing Limited, Managerial Finance*, Vol. 34 (3) 146- 159,
- Landskroner, Y., & Paroush, J. (2008), Liquidity Risk and Competition in Banking, *New York University Working Paper*

- Lion, T. & Dragos, P. (2006). *Policies of the commercial bank's liquidity management in the Crisis context*. Bank of Romania working paper
- Leedy, P. & Ormrod, J. (2010). *Practical research Planning and Design*. Pearson Education International.
- Louati, S., Abida, I. G., & Boujelbene, Y. (2015). Capital adequacy implications on Islamic and non-Islamic bank's behavior. Does market power matter? *Borsa Istanbul Review*, 192-204, 15-23
- Miskin, F.S., & Eakins, S.G. (2009), *Financial Markets and Institutions*. Pearson Education.
- Murthy, Y & Sree ,R.(2003). A Study on financial ratios of major commercial banks research studies, college of banking & Financial Studies, Sultanate of Oman.
- Nair, A. & Fissaha, A. (2010), *Rural banking: The case of rural and community banks in Ghana*, Agriculture and Rural Development Discussion Paper 48, the World Bank, Washington, D.C
- Naceur, S. B., & Kandil, M. (2009), "The Impact of Capital Requirements on Banks' Cost of Intermediation and Performance: The Case of Egypt," *Journal of Economics and Business*, 61, 70-89.
- Nikomara, H., Taghavi, M., & Diman, S. K. (2013). The relationship between liquidity risk and credit Risk in Islamic banking industry of Iran. *Management Science Letters*, 3, 1223e1232
- Ngwu, T.C. (2006). *Bank Management*. Owerri: Bob Publishers

- Ogilo, F. (2012). The Impact of Credit Risk Management on the Financial Performance of Commercial Banks in Kenya. *DBA Africa Management Review* 2012, 3, 22-37
- Oso, W. Y. & Onen, D. (2009). *Writing Research Proposal and Report: A handbook for beginning Researchers (Revised Edition)*. Kenya: The Jomo Kenyatta Foundation
- Pallant, J., (2007), *SPSS Survival Manual*, (3rd ed). Open University Press, Maidenhead. PMCID: PMC1950699.
- Polit, D.F., Hungler, B.P. (1999) *Nursing Research: Principles and Methods* (6th ed). Philadelphia: J.B. Lippincott
- Prisman, E. Z., Slovin, M. B., & Sushka, M. E. (1986). A general model of the banking firm under Conditions of monopoly, uncertainty, and recourse. *Journal of Monetary Economics*, 17, 293-304.
- Richard, E., Chijoriga, M., Kaijage, E., Peterson, C., & Bohman, H. (2008). Credit Risk Management System of a Commercial Bank in Tanzania, *International Journal of Emerging Markets* 3(3), 323 – 332.
- Robert D. & Gary W. (1994): *Banking Industry Consolidation: efficiency Issues*, working paper No. 110 presented at the financial system in the decade ahead: A Conference of the Jerome Levy Economics Institute 14-16, 1994.
- Samad, A. (1999). Relative Performance of Conventional banking vis-à-vis Islamic Bank in Malaysia. *IIUM Journal of Economics and Management*, 7(1), 1-25.

- Shen, C.-H., Kuo, C.-J., & Chen, H.-J. (2001), Determinants of Net Interest Margins in Taiwan Banking Industry. *Journal of Financial Studies*, Vol. 9, 47-83.
- Saunders, M., Lewis, P. & Thornhill, A. (2009). *Research Methods for Business Student*. (5th ed). Essex: Prentice Hall
- Shen, C. H., Chen, Y. K., Kao, L. F., & Yeh, C. Y. (2009). *Bank liquidity risk and performance*. In 17th Conference on the theories and practices of securities and financial markets, Hsi-Tze Bay, Kaohsiung, Taiwan.
- Sinkey, J. F. (1992). *Commercial Bank Financial Management*. Macmillan Perspective Publishing Company.
- Siaw, S. (2013). *Liquidity risk and bank profitability*. University of Ghana Press.
- Stephen, F., Djan, G. O., Bawuah, J., Halidu, O. B., & Kuutol, P. K. (2015). Impact of Corporate Governance Mechanisms and Banks Performance: Ghana Position. *International Journal of Empirical Finance*, 4(5), 324-335.
- Suwaidan, M. S. (1997). *Voluntary disclosure of accounting information: The case of Jordan* (Doctoral dissertation, University of Aberdeen).
- Tarawneh, M. (2006). A comparison of financial performance in the banking sector: Some evidence from Omani commercial banks. *International Research Journal of Finance and Economics*, 3(3), 101-112.
- Wruck, K. H. (1990). Financial distress, reorganization, and organizational efficiency. *Journal of financial economics*, 27(2), 419-444.

APPENDIX

List of Banks used for the study

1. Agricultural Development Bank
2. Stanbic Bank
3. Bank of Africa
4. Barclays Bank
5. Cal Bank
6. Standard Chartered Bank
7. EcoBank Ghana
8. First Atlantic
9. Ghana Commercial Bank
10. Housing Finance Company (HFC)
11. International Commercial Bank
12. Merchant Bank Ghana Limited
13. National Investment Bank
14. UT Bank
15. United Bank for Africa
16. Zenith Bank
17. Guaranty Trust Bank
18. Fidelity Bank
19. Banque Sahelo-saharienne Pour L'Investissement et le Commerce (BSIC)
20. Access Bank
21. Energy Bank Ghana

22. Societe General -Social Security Bank
23. Prudential Bank
24. Bank of Baroda
25. UniBank

