

Amplification of Acoustic Waves in Armchair Graphene Nanoribbon in the Presence of External Electric and Magnetic Field

K. A. Dompseh^{a,1,*}, S. Y. Mensah^a, S. S. Abukari^a, F. Sam^a, N. G. Mensah^b

^a*Department of Physics, College of Agriculture and Natural Sciences, U.C.C, Ghana.*

^b*Department of Mathematics, College of Agriculture and Natural Sciences, U.C.C, Ghana*

Abstract

Amplification of Acoustic Waves in Armchair Graphene Nanoribbon (AGNR) in the presence of an external Electric and Magnetic field was studied using the Boltzmann's kinetic equation. The general expression for the Amplification (Γ_{\perp}/Γ_0) was obtained in the region $ql \gg 1$ for the energy dispersion $\varepsilon(\vec{p})$ near the Fermi point. For various parameters of the quantized wave vector (β), the analysis of Γ_{\perp}/Γ_0 against the sub-bands index (p_i); width of AGNR; and magnetic strength ($\Omega\tau$), were numerically analyzed. The results showed a linear relation for Γ_{\perp}/Γ_0 with constant electric field (\vec{E}) but non-linear for Γ_{\perp}/Γ_0 with q or $\Omega\tau$. Sound Amplification in AGNR is reported with an increase in Acoustic wave number (\vec{q}) $> 1.5 \times 10^7 cm^{-1}$. This can cause SASER in Armchair Graphene Nanoribbon (AGNR).

*Corresponding author
Email: kwadwo.dompseh@ucc.edu.gh

Introduction

In Semiconductors materials, it is well known that the interaction of phonons with conducting electrons can lead to either absorption or amplification of phonons [1, 2]. The absorption of momentum from the phonons to the charge carriers results in the generation of acoustic effect such as (I) Acoustoelectric effect [3, 4, 5, 6, 7, 8, 9, 10] (II) Acoustomagnetolectric effect [11, 12, 13, 14, 15] and (III) Acoustothermal effect [16]. Amplification on the other hand occur when the charge carriers loses energy to the phonons. This phenomena has been extensively studied both theoretically and experimentally in bulk semiconductors [17, 18, 19]. Tolpygo (1956), Uritskii [20], and Weinreich [21] theoretically studied acoustic wave amplification in semiconductors and was experimentally observed in CdS by Hudson [22] and in N-Ge by Pomerantz [23]. In low-dimensional systems, the acoustic wave amplification (absorption) was studied theoretically and experimentally [24, 25, 26, 27, 28]. Recently the study of acoustic effect in semiconductor nanostructure materials is extended to Carbon Nanotube (CNT) [29, 30, 31, 32] and Graphene with few experimental work carried out [33, 34, 35, 36]. These carbon based materials have interesting properties as well as an excellent combination of electronic, optoelectronic, and thermal properties compared to conventional rigid silicon which makes them excellent systems for application in electronic and optoelectronic systems. Graphene [37] is a single-atom sheet of graphite. The most interesting property of Graphene is its linear energy dispersion $E = \pm\hbar V_F |k|$ (the Fermi velocity $V_F \approx 10^8 m s^{-1}$) at the Fermi level with low-energy excitation. Graphene-based electronics has attracted much attention due to high

carrier mobility in bulk graphene devices such as sub-terahertz Field-effect transistors [38], infrared transparent electrodes [39] and THz plasmonic devices [40]. However, charge transport in Graphene differ from other 2D systems due to lack of an electronic band gap which makes graphenes unsuitable for use as semiconducting electronic devices [41]. To overcome this problem, strips of Graphene called Graphene Nanoribbons (GNRs) whose characteristics are dominated by the nature of their edges are proposed [42, 43]. The Armchair Graphene Nanoribbon (AGNR) and Zigzag Graphene Nanoribbon (ZGNR) with well-defined width have being extensively studied using the tight-binding approach [44] and Edge-functionalization method in Density Functional Theory (DFT)[45]. The -H, -F, -Cl, -Br, -S, -SH and -OH are used to engineer the band gap so as to utilised the various properties of GNRs for electronic applications.

In this paper, the Boltzmann kinetic equation for electron-phonon interactions is used to study the Acoustic Wave Amplification in AGNR. This is achieved by applying a sound flux to the AGNR in the presence of external d.c. electric and a constant magnetic field. In this work, it is noted that increasing the acoustic wave number (\vec{q}), causes intraband transition leading the attainment of phonon application in AGNR. Varying other parameters such as the sub-band index (p_i), the width of AGNR, the energy gap (E_g) and the magnetic strength ($\Omega\tau$) also modulate the Amplification. This paper is organised as follows: section 1 deals with the introduction; section 2, the theory of the acoustic wave amplification; section 3 is the numerical results and discussions; whilst section 4 is the conclusion.

Theory

To calculate for the amplification of acoustic waves in AGNR, we shall proceed from the method developed in [46], where the sound flux (\vec{W}), d.c. electric field (\vec{j}) and a constant magnetic field (\vec{H}) are considered mutually perpendicular to the plane of the AGNR. The acoustic wave is considered in the hypersound regime $ql \gg 1$ (q is the acoustic wavenumber and l is the mean free path of an electron). To solve for the partial current generated in the AGNR, the Boltzmann kinetic equation

$$-\left(e\vec{E}\frac{\partial f_{\vec{p}}}{\partial \vec{p}} + \Omega[\vec{p}, \vec{H}], \frac{\partial f_{\vec{p}}}{\partial \vec{p}}\right) = -\frac{f_{\vec{p}} - f_0(\varepsilon_{\vec{p}})}{\tau(\varepsilon_{\vec{p}})} + \frac{\pi\xi^2\vec{W}}{\rho V_s^3} \{ [f_{\vec{p}+\vec{q}} - f_{\vec{p}}]\delta(\varepsilon_{\vec{p}+\vec{q}} - \varepsilon_{\vec{p}} - \hbar\omega_{\vec{q}}) + [f_{\vec{p}-\vec{q}} - f_{\vec{p}}]\delta(\varepsilon_{\vec{p}-\vec{q}} - \varepsilon_{\vec{p}} + \hbar\omega_{\vec{q}}) \} \quad (1)$$

is employed. Here, ξ is the constant of deformation potential, e the electronic charge, \vec{E} is the constant electric field produced by the acoustic wave in the open-circuited field, $\omega_{\vec{q}}$ is frequency, \vec{W} is the density of the acoustic flux, ρ is the density of the sample and \vec{p} the characteristic quasi-momentum of the electron. The relaxation time on energy is $\tau(\varepsilon_{\vec{p}})$ and the cyclotron frequency, $\Omega = \frac{\mu H}{c}$. where μ is the mobility, c is the speed of light, \hbar is the planck constant, $f_0(\varepsilon)$ is the equilibrium function of the electron distribution, and \vec{q} is the acoustic wavenumber of the sound. The energy dispersion relation $\varepsilon(\vec{p})$ for AGNRs band near the Fermi point is expressed [47] as

$$\varepsilon(\vec{p}) = \frac{E_g}{2} \sqrt{\left[1 + \frac{\vec{p}^2}{\hbar^2\beta^2}\right]} \quad (2)$$

where the energy gap $E_g = 3ta_{c-c}\beta$, with β being the quantized wave vector given as

$$\beta = \frac{2\pi}{a_{c-c}\sqrt{3}} \left(\frac{p_i}{N+1} - \frac{2}{3} \right) \quad (3)$$

The p_i is the subband index, N the number of dimmer lines which determine the width of the AGNR, $a_{c-c} = 1.42\text{\AA}$ is the Carbon-Carbon (C-C) bond length, $t = 2.7eV$ is the nearest neighbor (C-C) tight binding overlap energy. The distribution function $f_p(\varepsilon)$ is expressed by Taylor expansion as

$$f_{\vec{p}} = f_0(\varepsilon) - \vec{p}f_1(\varepsilon) + \dots \quad (4)$$

The $f_1(\varepsilon) = \vec{\chi}(\varepsilon)\frac{\partial f_0}{\partial \varepsilon}$ is the perturbative part. The $\vec{\chi}(\varepsilon)$ characterises the deviation of the f_p from its equilibrium and is determined from the Boltzmann kinetic equation. Multiplying the Eqn.(1) by $\vec{p}\delta(\varepsilon - \varepsilon_{\vec{p}})$ and summing over \vec{p} reduces the Boltzmann kinetic equation to

$$\frac{\vec{R}(\varepsilon)}{\tau(\varepsilon)} + \Omega [\vec{H}, \vec{R}(\varepsilon)] = \vec{\Lambda}(\varepsilon) + \vec{S}(\varepsilon) \quad (5)$$

where $\vec{R}(\varepsilon)$ is the partial current density given as

$$\vec{R}(\varepsilon) \equiv e \sum_{\vec{p}} \vec{p} f_{\vec{p}} \delta(\varepsilon - \varepsilon_{\vec{p}}) \quad (6)$$

with $\vec{\Lambda}(\varepsilon)$ and $\vec{S}(\varepsilon)$ given as

$$\vec{\Lambda}(\varepsilon) = -e \sum_{\vec{p}} \left(\vec{E}, \frac{\partial f_{\vec{p}}}{\partial \vec{p}} \right) \vec{p} \delta(\varepsilon - \varepsilon_{\vec{p}}) \quad (7)$$

$$\vec{S}(\varepsilon) = \frac{\pi \xi^2 \vec{W}}{\rho V_s^3} \sum_{\vec{p}} \vec{p} \delta(\varepsilon - \varepsilon_{\vec{p}}) \{ [f_{\vec{p}+\vec{q}} - f_{\vec{p}}] \delta(\varepsilon_{\vec{p}+\vec{q}} - \varepsilon_{\vec{p}} - \hbar\omega_{\vec{q}}) + [f_{\vec{p}-\vec{q}} - f_{\vec{p}}] \delta(\varepsilon_{\vec{p}-\vec{q}} - \varepsilon_{\vec{p}} + \hbar\omega_{\vec{q}}) \} \quad (8)$$

Considering $\vec{p} \rightarrow -\vec{p}$, $f_{\vec{p}} \rightarrow f_0(\varepsilon_{\vec{p}})$, by transforming the summation into integrals and integrating gives

$$\vec{\Lambda}(\varepsilon) = \vec{E} \left(\frac{2\hbar^2 \beta^2}{\hbar \vec{q}} \alpha - \frac{\hbar \vec{q}}{2} \right) \frac{\partial f_0}{\partial \varepsilon} \frac{\Theta(1 - \alpha^2)}{\sqrt{1 - \alpha^2}} \quad (9)$$

$$\vec{S}(\varepsilon) = \frac{2\pi\vec{W}\phi}{\rho V_s \alpha} \left(\frac{2\hbar^2\beta^2}{\hbar q} \alpha - \frac{\hbar q}{2} \right) \frac{\Theta(1-\alpha^2)}{\sqrt{1-\alpha^2}} \frac{1}{f_0(\varepsilon)} \frac{\partial f_0}{\partial \varepsilon} \quad (10)$$

where $\alpha = \frac{\hbar\omega_q}{E_g}$, $\phi = \frac{E_g^2\alpha^2}{2V_s^2} f_0(\varepsilon)$ and Θ is the Heaviside step function represented as

$$\Theta(1-\alpha^2) = \begin{cases} 1 & \text{if } (1-\alpha^2) > 0 \\ 0 & \text{if } (1-\alpha^2) < 0 \end{cases}$$

Substituting Eqn.(9) and Eqn.(10) into Eqn.(5) and solving for $\vec{R}(\varepsilon)$ gives

$$\begin{aligned} \vec{R}(\varepsilon) = & \left\{ \frac{2\pi\phi}{\rho V_s \alpha} \left(\frac{2\hbar^2\beta^2}{\hbar q} \alpha - \frac{\hbar q}{2} \right) \frac{1}{f_0(\varepsilon)} \frac{\partial f_0}{\partial \varepsilon} \right. \\ & \left. \{ \vec{W}\tau(\varepsilon) + \vec{\Omega}[\vec{h}, \vec{W}]\tau^2(\varepsilon) + \Omega^2\vec{h}(\vec{h}, \vec{W})\tau^3(\varepsilon) \} + \left(\frac{2\hbar^2\beta^2}{\hbar q} \alpha - \frac{\hbar q}{2} \right) \frac{\partial f_0}{\partial \varepsilon} \right. \\ & \left. \{ \vec{E}\tau(\varepsilon) + \Omega[\vec{h}, \vec{E}]\tau^2(\varepsilon) + \Omega^2\tau^3\vec{h}(\vec{h}, \vec{E}) \} \right\} \frac{\Theta(1-\alpha^2)}{\sqrt{1-\alpha^2}} \{1 + \Omega^2\tau^2(\varepsilon)\}^{-1} \quad (11) \end{aligned}$$

which can be written as $\vec{R}(\varepsilon) = \vec{\chi}(\varepsilon) \frac{\partial f_0}{\partial \varepsilon}$. In the linear approximation of \vec{E} , the acoustic flux \vec{W} and the term $\Omega^2\vec{h}(\vec{h}, \vec{E})\tau^3(\varepsilon)$ are ignored. This makes $\vec{\chi}(\varepsilon)$ reduces to

$$\vec{\chi}(\varepsilon) = \{ \vec{E}\tau(\varepsilon) + \Omega[\vec{h}, \vec{E}]\tau^2(\varepsilon) + \Omega^2 \} \left(\frac{2\hbar^2\beta^2}{\hbar q} \alpha - \frac{\hbar q}{2} \right) \{1 + \Omega^2\tau^2(\varepsilon)\}^{-1} \quad (12)$$

For arbitrary orientation of fields, the current density \vec{j} is

$$\vec{j} = - \int_0^\infty \vec{R}(\varepsilon) d\varepsilon \quad (13)$$

Substituting Eqn.(12) and averaging over energy gives

$$\vec{j} = \left\{ \left\langle \frac{\tau(\varepsilon)}{1 + \Omega\tau^2(\varepsilon)} \right\rangle \vec{E}_y - \left\langle \frac{\tau^2(\varepsilon)}{1 + \Omega\tau^2(\varepsilon)} \right\rangle [\Omega, \vec{E}]_y \right\} \left(\frac{2\hbar^2\beta^2}{\hbar q} \alpha - \frac{\hbar q}{2} \right) \{1 + \Omega^2\tau^2(\varepsilon)\}^{-1} \quad (14)$$

Solving for \vec{E}_y in Eqn.(14) in an open circuit system ($\vec{j}_y = 0$), and substituting into Eqn.(12) for $\langle\langle\vec{\chi}(\varepsilon)\rangle\rangle_y$ yields

$$\langle\langle\vec{\chi}(\varepsilon)\rangle\rangle_y = \Omega\vec{E}_x[\langle\langle\frac{\tau(\varepsilon)}{1 + \Omega^2\tau^2(\varepsilon)}\rangle\rangle\frac{\langle\frac{\tau^2(\varepsilon)}{1 + \Omega^2\tau^2(\varepsilon)}\rangle}{\langle\frac{\tau(\varepsilon)}{1 + \Omega^2\tau^2(\varepsilon)}\rangle} - \langle\langle\frac{\tau^2(\varepsilon)}{1 + \Omega^2\tau^2(\varepsilon)}\rangle\rangle] \quad (15)$$

In Eqn.(15) the following averages were used

$$\begin{aligned} \langle\langle\frac{\tau^k(\varepsilon)}{1 + \Omega\tau^2(\varepsilon)}\rangle\rangle &= -\frac{2\pi}{f_0(\varepsilon)}\int_0^\infty\left(\frac{\tau^k(\varepsilon)}{1 + \Omega\tau^2(\varepsilon)}\right)\frac{\partial f_0}{\partial\varepsilon}d\varepsilon \\ \langle\frac{\tau^k(\varepsilon)}{1 + \Omega\tau^2(\varepsilon)}\rangle &= -\int_0^\infty\left(\frac{\tau^k(\varepsilon)}{1 + \Omega\tau^2(\varepsilon)}\right)\frac{\partial f_0}{\partial\varepsilon}d\varepsilon \end{aligned}$$

where $k = 1, 2, 3$ and $f_0 = [1 - \exp(\frac{-1}{k_\beta T}(\varepsilon - \varepsilon_F))]^{-1}$ is the Fermi-Dirac distribution function. ε_F is the Fermi energy, k_β the Boltzmann constant and T the absolute temperature.

Sound Absorption

The general formula for the electronic sound absorption coefficient ($\Gamma_{\vec{q}}$) has the form

$$\Gamma(\vec{q}) = \Gamma_0[1 - \frac{1}{V_s\vec{q}f_0(\varepsilon)}\int_\varepsilon^\infty\vec{q}f_1(\varepsilon_p)d\varepsilon] \quad (16)$$

where Γ_0 is the absorption coefficient in the absence of external fields, V_s is the speed of sound. From Eqn.(4), the above Eqn.(16) is equivalent to

$$\Gamma(q) = \Gamma_0[1 - \frac{(q, \langle\langle\chi(\varepsilon)\rangle\rangle)}{qV_s}] \quad (17)$$

Inserting Eqn.(15) into Eqn.(17) gives the sound amplification (Γ_\perp) perpendicular to the electric current (\vec{j}) as

$$\Gamma_\perp = \Gamma_0\{1 - \frac{\Omega\vec{E}_x}{V_s}[\langle\langle\frac{\tau(\varepsilon)}{1 + \Omega^2\tau^2(\varepsilon)}\rangle\rangle\frac{\langle\frac{\tau^2(\varepsilon)}{1 + \Omega^2\tau^2(\varepsilon)}\rangle}{\langle\frac{\tau(\varepsilon)}{1 + \Omega^2\tau^2(\varepsilon)}\rangle} - \langle\langle\frac{\tau^2(\varepsilon)}{1 + \Omega^2\tau^2(\varepsilon)}\rangle\rangle]\} \quad (18)$$

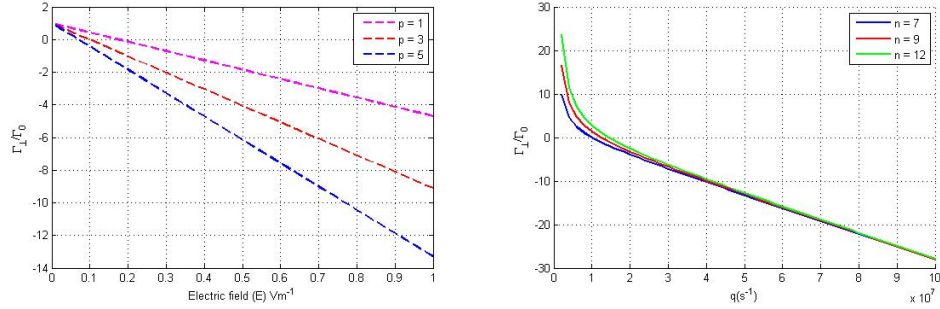


Figure 1: (a) Dependence of Γ/Γ_0 on E_0 for 7-AGNR ($p = 2, 4, 6, 7$). (b) Dependence of Γ/Γ_0 q at widths of AGNR = 7, 9, 12.

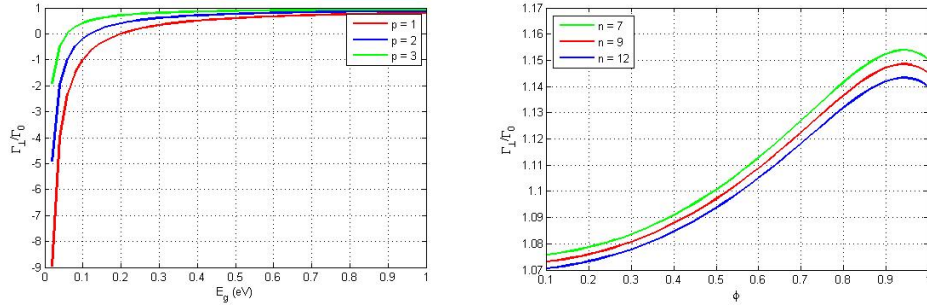


Figure 2: (a) Dependence of Γ/Γ_0 on the 7-AGNR energy gap (E_g) at $p_i = 1, 2, 3$ (b) Dependence of Γ/Γ_0 on $\Omega\tau$ for the width of AGNR = 7, 9, 12.

Numerical analysis

In solving for Eqn.(18), the following were assumed: At low temperature $kT \ll 1$, and $\frac{\partial f_0}{\partial \varepsilon} = \frac{-1}{k_{\beta}T} \exp(-\frac{\varepsilon-\mu}{k_{\beta}T})$. The final equation therefore simplifies to

$$\Gamma_{\perp}/\Gamma_0 = \left[1 - \frac{9\pi^2}{8V_s} \Omega E_x \tau^2 \exp(\Omega^2) \left\{ \frac{3\pi}{16} \frac{F_{(-3/2, \Omega^2)} F_{(-1/2, \Omega^2)}}{F_{(-2, \Omega^2)}} - F_{(0, \Omega^2)} \right\} \left(\frac{2\hbar^2 \beta^2}{\hbar q} \alpha - \frac{\hbar q}{2} \right) \right] \quad (19)$$

where $F_{m,n} = \int_0^{\infty} \frac{x^m}{1+\Omega^2 x^n} \frac{\partial f_0(\varepsilon)}{\partial x} dx$. The parameters used in the numerical calculations are as follows: $\tau = 10^{-12}\text{s}$, $\omega_q = 10^{10}\text{s}^{-1}$, $V_s = 5 * 10^3\text{ms}^{-1}$,

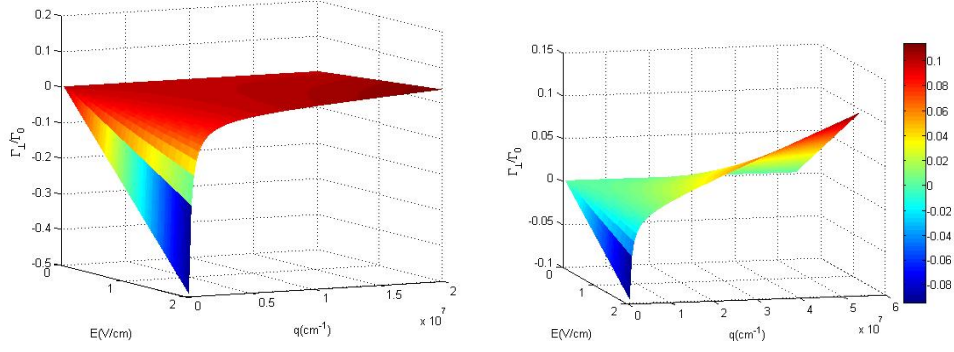


Figure 3: A 3D graph of Γ/Γ_0 on E_0 and q for $p = 1$ (a) 7-AGNR at $q = 2.0 * 10^6 \text{ cm}^{-1}$, (b) 7-AGNR, $q = 2.5 * 10^6 \text{ cm}^{-1}$

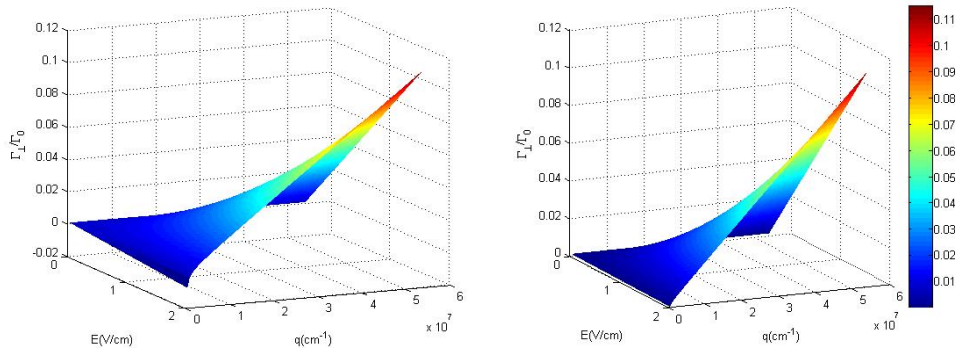


Figure 4: A 3D graph of Γ/Γ_0 on E_0 and q for (a)7-AGNR at $p = 6$ (b) 8-AGNR, at $p = 6$

$H = 2 * 10^3 \text{ Am}^{-1}$, $q = 2.23 * 10^6 \text{ cm}^{-1}$. The Eqn.(18) is analysed graphically for varying electric field E_x , acoustic wavenumber q , the energy gap E_g and magnetic strength ($\Omega\tau$). Figure 1a shows the amplification of acoustic waves obtained for 7-AGNR by varying the sub-band index $p_i = 2, 4, 6$ at specified electric fields. The maximum amplification was obtained at $p = 6$ but at $p = 7$, the amplification decreased. For a graph of Γ/Γ_0 against q , Figure 1b, showed the non-linear graph for different widths of AGNR (7, 9, 12). From the graph, at $q < 1.5 \times 10^7 \text{ cm}^{-1}$, there was an absorption. Above this value ($q > 1.5 \times 10^7 \text{ cm}^{-1}$), absorption switched over to amplification and converges at higher values of q . For that of energy gap E_g against the amplification Γ/Γ_0 (see Fig. 2a). The Γ/Γ_0 varies for values of E_g between 0 – 0.5 for 7-AGNR at $p_i = 1, 2, 3$. The graph of the effect of magnetic strength ($\Omega\tau$) on Γ/Γ_0 is presented in Figure 2b. From the graph, ($\Omega\tau$) increased steadily to a maximum at 0.92 then decrease again. In 3D representation, the Dependence of Γ/Γ_0 on q and E are shown in Figure 3. There is amplification for 7-AGNR at $q = 2.0 * 10^6$ but increasing $q = 2.5 * 10^6$ modulates the graph. Studies of the transitions in sub-band in the AGNR by tight-binding energy dispersions agrees quantitatively to that of acoustic wave amplification using Boltzmann kinetic equation. In tight-binding approximation, the electronic structure of AGNR strongly depends on its width [43]. This is verified by using 7-AGNR and 8-AGNR at $p = 6$ and an energy gap of 0.3eV (see Figure 4). The 8-AGNR is purely absorbing but 7-AGNR is partially amplifying.

Conclusions

The amplification of the acoustic wave in an external electric and magnetic field is studied using Boltzmann kinetic equation for electron-phonon

interactions in AGNR. Analytical expressions for the Amplification under different conditions are numerically analysed. The dependence of Γ/Γ_0 on E_0 and q are determined at different values of $\Omega\tau$, p_i and the width where the maximum value of the magnetic strength occurs at 0.93. That of Γ/Γ_0 against q is also analysed. In particular, when q is increased from $2.0 * 10^6$ to $2.5 * 10^6$, the amplification is modulated.

Bibliography

- [1] Shmelev, G. M., Nguyen, Q. A., Tsurkan, G. I., and Mensah, S. Y., *Physica Status Solidi (b)* (1984) 121 209
- [2] Mensah, S. Y. and F. K. A. Allotey, *AE effect in semiconductor SL*, *J. Phys: Condens.Matter.*, Vol. 6, 6783, (1994).
- [3] Mensah, S. Y., Allotey, F. K. A., and Adjepong, S. K., *Acouptomagneto-electric effect in a superlattice*, *J. Phys. Condens. Matter* 8 1235-1239, (1996).
- [4] R.H. Parmenter, *Phys. Rev. B* 89 (1953) 990
- [5] J.M. Shilton, D.R. Mace, V.I. Talyanskii, M. Galperin Yu, M.Y. Som-minds, M. Pepper,
- [6] D.A. Ritchie, *J. Phys.: Condens. Matter* 8 (1996) L 531
- [7] J.M. Shilton, V.I. Talyanskii, M. Pepper, D.A. Ritchie, J.E.F. Frost, C.J. Ford, C.G. Smith,
- [8] G.A.C. Jones, *J. Phys.: Condens. Matter* 8 (1996) L 531

- [9] F.A. Maaouf, Y. Galperin, Phys.: Rev. B 56 (1997) 4028
- [10] Mensah, S. Y. and F. K. A. Allotey, *Nonlinear AE effect in semiconductor SL*, J. Phys.: Condens. Matter. Vol. 12, 5225, (2000).
- [11] A.A. Grinberg and N.I. Kramer Sov. Phys., Doklady (1965) Vol.9, No. 7 552
- [12] T. Yamada J. Phys. Soc. Japan (1965) 20 1424
- [13] E.M. Epshtein and Yu. V. Gulyaev, Sov. Phys., Solid State (1967) Vol. 9, No 2, 288
- [14] M.I. Kaganov, Sh.T. Me?lyut and I.M. Suslov, Sov. Phys., J.E.T.P. (1980) 51 (1) 189
- [15] A.D. Margulis and V.A. Margulis, J. Phys. Condens. Matter 6, (1994) 6139.
- [16] S. Y. Mensah and G.K. Kangah, J. Phys.: Condens. Matter. 3, (1991) 4105
- [17] Spector, Harold N. "Interaction of acoustic waves and conduction electrons." Solid state physics 19 (1967): 291-361.
- [18] Mikoshiba, Nobuo. "Acoustoelectric Effect in Metals." Journal of the Physical Society of Japan 14.12 (1959): 1691-1695.
- [19] Mikoshiba, Nobuo. "Magnetic?Field Dependence of the Acoustoelectric Effect." Journal of Applied Physics 34.3 (1963): 510-515.
- [20] Tolpygo K B and Uritskii Z I 1956 Zh. Eksp. Teor. Fiz. 30 929

- [21] Weinreich G. 1956 Phys. Rev. 104 321.
- [22] Hutson, A. R. and White, D. L., J. Appl. Phys. 33, 40-47 (1962)
- [23] Pomerantz M., (1964) Phys. Rev. Lett. 13 308.
- [24] S. Y. Mensah, F.K.A. Allotey and N.G. Mensah, H. Akrobotu, G. Nkrumah, Superlattice and Microstructure 37 (2005) 87 97
- [25] Mensah, S. Y., Allotey, F. K. A., Mensah, N. G., “ Nonlinear acousto-electric effect in semiconductors superalattice” , Phys.: Condens. Matter 12 5225
- [26] Vyazovsky, M. V.; Syrodoev, G. A., “Generation of Acoustic Phonons in Semiconductor Superlattice in the Case of an Intraband Absorption of Electromagnetic Wave”, Radiophysics and Quantum Electronics, May2005, Vol. 48 Issue 5, p390.
- [27] Bau, N. Q. and Hieu, N. V., “The Influence of the Electromagnetic Wave on the Quantum Acoustomagnetoelectric Field in a Quantum Well with a Parabolic Potential”, PIERS Proceedings, Guangzhou, China, Aug. 25-28, 2014.
- [28] Shmelev, G. M., and Zung, Huang, Fiz. Proceci v Poluprovodnikov (Kishinev: Shttiinca), 1977.
- [29] Ebbecke, J., C. J. Strobl, and A. Wixforth. ”Acoustoelectric current transport through single-walled carbon nanotubes.” Physical Review B 70.23 (2004): 233401.

- [30] Reulet, B., A. Yu Kasumov, M. Kociak, R. Deblock, I. I. Khodos, Yu B. Gorbatov, V. T. Volkov, C. Journet, and H. Bouchiat. "Acoustoelectric effects in carbon nanotubes." *Physical Review Letters* 85, no. 13 (2000): 2829-2832.
- [31] Dompok, K. A., Mensah, N. G., Mensah, S. Y., Sam, F., and Twum, A. K. (2015). Acoustoelectric Effect in degenerate Carbon Nanotube. arXiv preprint arXiv:1504.05484.
- [32] Dompok, K. A., N. G. Mensah, S. Y. Mensah, F. Sam, and A. K. Twum. "Acoustoelectric Effect in degenerate Carbon Nanotube." arXiv preprint arXiv:1504.05484 (2015).
- [33] Miseikis, V., J. E. Cunningham, K. Saeed, R. O'Rourke, and A. G. Davies. "Acoustically induced current flow in graphene." *Applied Physics Letters* 100, no. 13 (2012): 133105.
- [34] Nunes O. A. C. and Fonseca A. L. A., Amplification of hypersonic in graphene under external direct current electric field, *Journal of Applied Physics* 112, 043707 (2012).
- [35] Bandhu, L., L. M. Lawton, and G. R. Nash. "Macroscopic acoustoelectric charge transport in graphene." *Applied Physics Letters* 103.13 (2013): 133101.
- [36] Dompok, Kwadwo A., Natalia G. Mensah, and Samuel Y. Mensah. "Amplification of Hypersonic in Graphene with degenerate energy dispersion." arXiv preprint arXiv:1503.07360 (2015).

- [37] Novoselov, K. S., Geim, A. K., Morozov, S. V., Jiang, D., Zhang, Y., Dubonos, S. V., Grigorieva, I. V., and Firsov, A. A., *Science* 306, 666, (2004).
- [38] Lin, Y. M., Dimitrakopoulos, C., Jenkins, K. A., Farmer, D. B., Chiu, H. Y., Grill, A., Avouris, P., *Science* 327, 662 (2010).
- [39] Xu, W., Gomp, Y. P., Liu, L. W., Qin, H., and Shi, Y. L., *Nanoscale Res. Lett.* 6, 250 (2011).
- [40] Ryzhii, V., Satou, A., and Otsuji, T., *J. Appl. Phys.* 101, 024509 (2007).
- [41] Son Y. W., Cohen M. L., and Louie S. G. *Energy Gaps in Graphene Nanoribbons*. *Physical Review Letters* 97 (21), (2006).
- [42] Huaixiu Z., Zhengfei W., Tao L., Qinwei S., and Jie C., *Analytical study of electronic structure in Armchair Graphene Nanoribbons*, arXiv.cond-mat.0612378v2, (2006).
- [43] Mahdi M., Hamed N., Mahdi P., Morteza F., and Hans K., *Analytical models of approximate for wave functions and energy dispersion in zigzag graphene nanoribbons*, *J. Applied Physics* 111, 074318, (2012).
- [44] Brey, L., and Fertig, H. A., *Phys. Rev. B* (73), 235411(2006).
- [45] Wagner, P., Ewels, C., Adjizian J., Magaud, L., Pochet, P., Roche S., Lopez-Bezanilla, A., Ivanovskaya, V., Abu Yaya, Rayson, M., Briddon, P., and Humbert, B., *Band gap Engineering via Edge-Functionalization of Graphene Nanoribbons*, *J. Physical Chemistry C*, 26790, (2013).

- [46] Shmelev, G. M., Nguyen Quoc Anh, Tsurkan, G. I., and Mensah S. Y., *currentless Amplification of hypersound in a planar configuration by inelastic scattering of electrons*, phys. stat. sol. (b) 121, K209, (1984).
- [47] Ahmadi, M. T., Johari, Z., Amin, A. N., Fallapour, A. H., Ismail, R., *Graphene Nanoribbon Conductance Model in Parabolic Band Structure*, J. of Nanomaterials, 753738, (2010).
- [48] Mensah, N. G. *Acoustomagnetolectric effect in degenerate Semiconductor with non-parabolic energy dispersion law*, arXiv.cond-mat.1002.3351, (2006)