

UGMC Hematology (FBC)

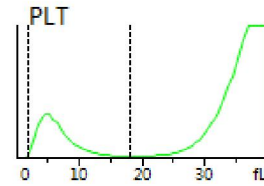
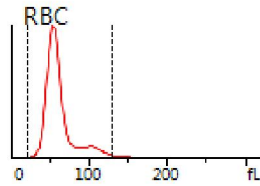
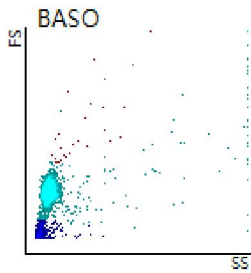
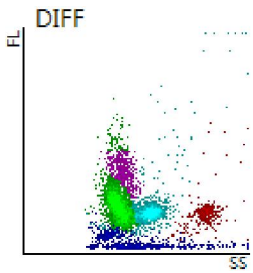
First Name:
 Gender:
 Department:
 Mode: OV-WB-CD
 Diagnosis:

Last Name:
 Age:
 Bed No.:

Sample ID: G6A5
 Patient ID: G6A5
 Date of Analysis: 21-Jun-22 6:01 PM

Para.		Result	Unit	Ref. Ranges
1	WBC	7.54	10 ⁹ /L	4.00 - 10.00
2	Neu#	2.33	10 ⁹ /L	2.00 - 7.00
3	Lym#	H 4.36	10 ⁹ /L	0.80 - 4.00
4	Mon#	0.43	10 ⁹ /L	0.12 - 1.20
5	Eos#	0.40	10 ⁹ /L	0.02 - 0.50
6	Bas#	0.02	10 ⁹ /L	0.00 - 0.10
7	Neu%	L 31.0	%	50.0 - 70.0
8	Lym%	H 57.6	%	20.0 - 40.0
9	Mon%	5.7	%	3.0 - 12.0
10	Eos%	H 5.4	%	0.5 - 5.0
11	Bas%	0.3	%	0.0 - 1.0
12	RBC	H 7.81	10 ¹² /L	3.50 - 5.50
13	HGB	13.9	g/dL	11.0 - 16.0
14	HCT	44.9	%	37.0 - 54.0
15	MCV	L 57.5	fL	80.0 - 100.0
16	MCH	L 17.8	pg	27.0 - 34.0
17	MCHC	L 31.0	g/dL	32.0 - 36.0
18	RDW-CV	15.4	%	11.0 - 16.0
19	RDW-SD	L 30.8	fL	35.0 - 56.0
20	PLT	H 812	10 ⁹ /L	100 - 300
21	MPV	6.7	fL	6.5 - 12.0
22	PDW	L 14.8	%	15.0 - 17.0
23	PCT	H 0.544	%	0.108 - 0.282
24	P-LCC	55	10 ⁹ /L	30 - 90
25	P-LCR	L 6.8	%	11.0 - 45.0

WBC Message	
Abn. Lymph/blast? NRBC? Lymphocytosis	
RBC Message	
Microcytosis Erythrocytosis	
PLT Message	
Thrombocytosis	



Delivered by: 21-Jun-22 4:56 PM Operated by: admin Validated by: admin
 Order Time: 21-Jun-22 4:56 PM Draw Time: 21-Jun-22 4:56 PM Time of Printing: 21-Jun-22 6:07:09 PM
 Comments:
 [The analysis results only answer to the corresponding sample]